

# Product Datasheet

## NACA1 Antibody - Azide and BSA Free H00004666-B01P

Unit Size: 0.05 mg

Aliquot and store at -20C or -80C. Avoid freeze-thaw cycles.

[www.novusbio.com](http://www.novusbio.com)



[technical@novusbio.com](mailto:technical@novusbio.com)

### Publications: 2

Protocols, Publications, Related Products, Reviews, Research Tools and Images at:  
[www.novusbio.com/H00004666-B01P](http://www.novusbio.com/H00004666-B01P)

Updated 2/21/2025 v.20.1

Earn rewards for product  
reviews and publications.

Submit a publication at [www.novusbio.com/publications](http://www.novusbio.com/publications)

Submit a review at [www.novusbio.com/reviews/destination/H00004666-B01P](http://www.novusbio.com/reviews/destination/H00004666-B01P)



**H00004666-B01P**

NACA1 Antibody - Azide and BSA Free

Product Information	
Unit Size	0.05 mg
Concentration	Concentrations vary lot to lot. See vial label for concentration. If unlisted please contact technical services.
Storage	Aliquot and store at -20C or -80C. Avoid freeze-thaw cycles.
Clonality	Polyclonal
Preservative	No Preservative
Isotype	IgG
Purity	Protein A purified
Buffer	PBS (pH 7.4)

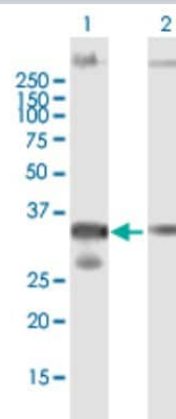
Product Description	
Description	Quality control test: Antibody reactive against mammalian transfected lysate.
Host	Mouse
Gene ID	4666
Gene Symbol	NACA
Species	Human, Mouse
Specificity/Sensitivity	NACA - nascent polypeptide-associated complex alpha subunit,
Immunogen	NACA (NP_005585.1, 1 a.a. - 215 a.a.) full-length human protein. MPGEATETVPATEQELPQPQAETGSGTESDSDESVPPELEEQDSTQATTQQAQ LAAAAEIDEEPVSKAKQSRSEKKARKAMSKLGLRQVTGVTRVTIRKSKNILFVIT KPDVYKSPASDTYIVFGAEKIEDLSQQAQLAAAEKFKVQGEAVSNIQENTQTPT VQEESEEEVDETGVEVKDIELVMSQANVSRKAVRALKNNSNDIVNAIMELTM
Notes	This product is produced by and distributed for Abnova, a company based in Taiwan.

Product Application Details	
Applications	Western Blot, Immunocytochemistry/ Immunofluorescence
Recommended Dilutions	Western Blot, Immunocytochemistry/ Immunofluorescence
Application Notes	Antibody reactivity against Recombinant Protein with GST tag on ELISA and WB and also on transfected lysate in WB. GST tag alone is used as a negative control. It has been used for IF.

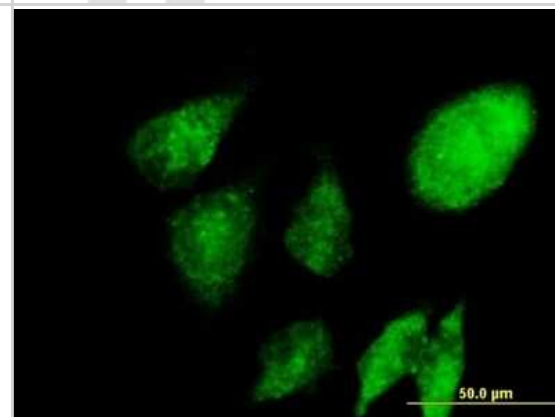


## Images

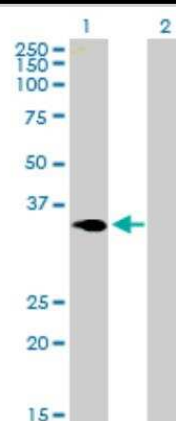
Western Blot: NACA1 Antibody [H00004666-B01P] - Analysis of NACA expression in transfected 293T cell line by NACA polyclonal antibody. Lane 1: NACA transfected lysate(23.65 KDa). Lane 2: Non-transfected lysate.



Immunocytochemistry/Immunofluorescence: NACA1 Antibody [H00004666-B01P] - Analysis of purified antibody to NACA on HeLa cell. (antibody concentration 10 ug/ml)



Western Blot: NACA1 Antibody [H00004666-B01P] - analysis of NACA expression in transfected 293T cell line by NACA MaxPab polyclonal antibody. Lane 1: NACA transfected lysate (23.65 KDa). Lane 2: Non-transfected lysate.



## Publications

Alice Z, Aikaterini T, Chrysoula D et al. The nascent polypeptide-associated complex (NAC) controls translation initiation in cis by recruiting nucleolin to the encoding mRNA. *Nucleic Acids Res.* 2022-09-23 [PMID: 36107769]

Puigmule M, Lopez-Hellin J, Sune G et al. Differential proteomic analysis of cyclosporine A-induced toxicity in renal proximal tubule cells . *Nephrol Dial Transplant.* 2009-04-15 [PMID: 19369687]



### **Novus Biologicals USA**

10730 E. Briarwood Avenue  
Centennial, CO 80112  
USA  
Phone: 303.730.1950  
Toll Free: 1.888.506.6887  
Fax: 303.730.1966  
nb-customerservice@bio-techne.com

### **Bio-Techne Canada**

21 Canmotor Ave  
Toronto, ON M8Z 4E6  
Canada  
Phone: 905.827.6400  
Toll Free: 855.668.8722  
Fax: 905.827.6402  
canada.inquires@bio-techne.com

### **Bio-Techne Ltd**

19 Barton Lane  
Abingdon Science Park  
Abingdon, OX14 3NB, United Kingdom  
Phone: (44) (0) 1235 529449  
Free Phone: 0800 37 34 15  
Fax: (44) (0) 1235 533420  
info.EMEA@bio-techne.com

### **General Contact Information**

[www.novusbio.com](http://www.novusbio.com)  
Technical Support: nb-technical@bio-techne.com  
Orders: nb-customerservice@bio-techne.com  
General: novus@novusbio.com

### **Products Related to H00004666-B01P**

---

HAF007	Goat anti-Mouse IgG Secondary Antibody [HRP]
NB720-B	Rabbit anti-Mouse IgG (H+L) Secondary Antibody [Biotin]
NBP1-97019-5mg	Mouse IgG Isotype Control
NBP1-72525-100ug	Recombinant Human NACA1 His Protein

---

### **Limitations**

This product is for research use only and is not approved for use in humans or in clinical diagnosis. Primary Antibodies are guaranteed for 1 year from date of receipt.

For more information on our 100% guarantee, please visit [www.novusbio.com/guarantee](http://www.novusbio.com/guarantee)

Earn gift cards/discounts by submitting a review: [www.novusbio.com/reviews/submit/H00004666-B01P](http://www.novusbio.com/reviews/submit/H00004666-B01P)

Earn gift cards/discounts by submitting a publication using this product:  
[www.novusbio.com/publications](http://www.novusbio.com/publications)

