

Product Datasheet

MAG/Siglec-4a Antibody (3C7) - Azide and BSA Free H00004099-M35

Unit Size: 0.1 mg

Aliquot and store at -20C or -80C. Avoid freeze-thaw cycles.

www.novusbio.com



technical@novusbio.com

Protocols, Publications, Related Products, Reviews, Research Tools and Images at:
www.novusbio.com/H00004099-M35

Updated 2/21/2025 v.20.1

Earn rewards for product
reviews and publications.

Submit a publication at www.novusbio.com/publications

Submit a review at www.novusbio.com/reviews/destination/H00004099-M35



H00004099-M35

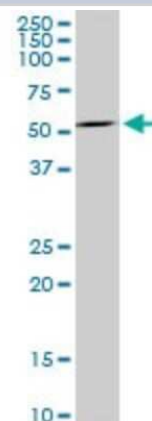
MAG/Siglec-4a Antibody (3C7) - Azide and BSA Free

Product Information	
Unit Size	0.1 mg
Concentration	Concentrations vary lot to lot. See vial label for concentration. If unlisted please contact technical services.
Storage	Aliquot and store at -20C or -80C. Avoid freeze-thaw cycles.
Clonality	Monoclonal
Clone	3C7
Preservative	No Preservative
Isotype	IgG1 Kappa
Purity	IgG purified
Buffer	In 1x PBS, pH 7.4
Product Description	
Description	Quality control test: Antibody Reactive Against Recombinant Protein.
Host	Mouse
Gene ID	4099
Gene Symbol	MAG
Species	Human
Specificity/Sensitivity	MAG - myelin associated glycoprotein (3C7)
Immunogen	MAG (NP_002352, 119 a.a. ~ 208 a.a) partial recombinant protein with GST tag. MW of the GST tag alone is 26 KDa. GDLGGYNQYTFSEHSVLDIVNTPNIVVPPEVVAGTEVEVSCMVPDNCPELRPE LSWLGHEGLGEPAVLGRLREDEGTWVQVSLHFPTR
Notes	This product is produced by and distributed for Abnova, a company based in Taiwan.
Product Application Details	
Applications	Western Blot, ELISA, Immunohistochemistry, Immunohistochemistry-Paraffin, Sandwich ELISA
Recommended Dilutions	Western Blot 1:500, ELISA, Immunohistochemistry 1:10-1:500, Immunohistochemistry-Paraffin 1:10-1:500, Sandwich ELISA 1:100-1:2000
Application Notes	Antibody reactivity against Recombinant Protein with GST tag on ELISA and WB. GST tag alone is used as a negative control.

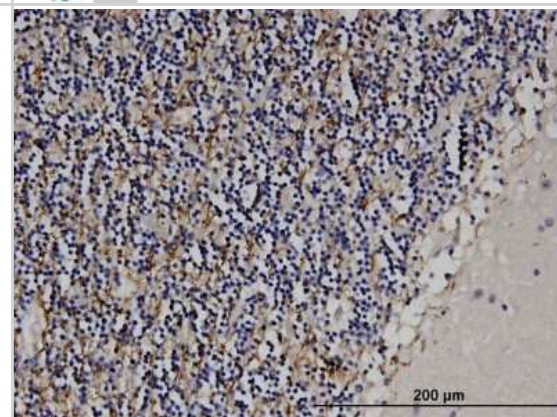


Images

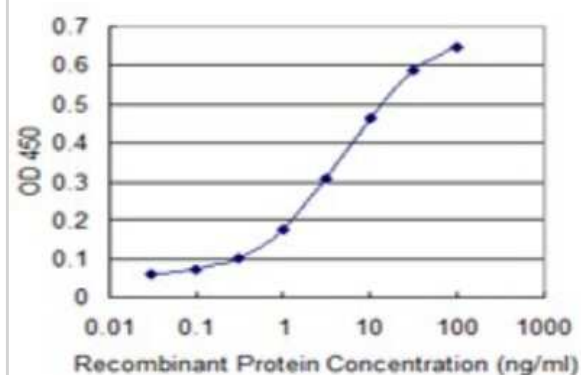
Western Blot: MAG/Siglec-4a Antibody (3C7) [H00004099-M35] - Analysis of MAG expression in Jurkat (Cat # L017V1).



Immunohistochemistry-Paraffin: MAG/Siglec-4a Antibody (3C7) [H00004099-M35] - Analysis of monoclonal antibody to MAG on formalin-fixed paraffin-embedded human cerebellum. Antibody concentration 3 ug/ml



Sandwich ELISA: MAG/Siglec-4a Antibody (3C7) [H00004099-M35] - Detection limit for recombinant GST tagged MAG is 0.1 ng/ml as a capture antibody.





Novus Biologicals USA

10730 E. Briarwood Avenue
Centennial, CO 80112
USA
Phone: 303.730.1950
Toll Free: 1.888.506.6887
Fax: 303.730.1966
nb-customerservice@bio-techne.com

Bio-Techne Canada

21 Canmotor Ave
Toronto, ON M8Z 4E6
Canada
Phone: 905.827.6400
Toll Free: 855.668.8722
Fax: 905.827.6402
canada.inquires@bio-techne.com

Bio-Techne Ltd

19 Barton Lane
Abingdon Science Park
Abingdon, OX14 3NB, United Kingdom
Phone: (44) (0) 1235 529449
Free Phone: 0800 37 34 15
Fax: (44) (0) 1235 533420
info.EMEA@bio-techne.com

General Contact Information

www.novusbio.com
Technical Support: nb-technical@bio-techne.com
Orders: nb-customerservice@bio-techne.com
General: novus@novusbio.com

Products Related to H00004099-M35

HAF007	Goat anti-Mouse IgG Secondary Antibody [HRP]
NB720-B	Rabbit anti-Mouse IgG (H+L) Secondary Antibody [Biotin]
NBP1-43319-0.5mg	Mouse IgG1 Kappa Isotype Control (P3.6.2.8.1)
NBP1-81817PEP	MAG/Siglec-4a Recombinant Protein Antigen

Limitations

This product is for research use only and is not approved for use in humans or in clinical diagnosis. Primary Antibodies are guaranteed for 1 year from date of receipt.

For more information on our 100% guarantee, please visit www.novusbio.com/guarantee

Earn gift cards/discounts by submitting a review: www.novusbio.com/reviews/submit/H00004099-M35

Earn gift cards/discounts by submitting a publication using this product:
www.novusbio.com/publications

