

Product Datasheet

ISG20 Antibody (1B2-3C9) - Azide and BSA Free H00003669-M01

Unit Size: 0.1 mg

Aliquot and store at -20C or -80C. Avoid freeze-thaw cycles.

www.novusbio.com



technical@novusbio.com

Reviews: 1 Publications: 2

Protocols, Publications, Related Products, Reviews, Research Tools and Images at:
www.novusbio.com/H00003669-M01

Updated 2/21/2025 v.20.1

**Earn rewards for product
reviews and publications.**

Submit a publication at www.novusbio.com/publications

Submit a review at www.novusbio.com/reviews/destination/H00003669-M01



H00003669-M01

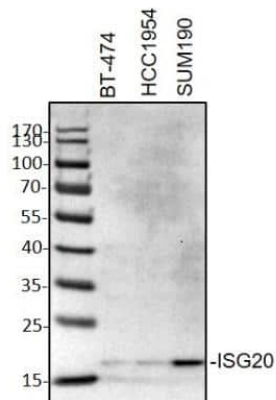
ISG20 Antibody (1B2-3C9) - Azide and BSA Free

Product Information	
Unit Size	0.1 mg
Concentration	Concentrations vary lot to lot. See vial label for concentration. If unlisted please contact technical services.
Storage	Aliquot and store at -20C or -80C. Avoid freeze-thaw cycles.
Clonality	Monoclonal
Clone	1B2-3C9
Preservative	No Preservative
Isotype	IgG1 Kappa
Purity	IgG purified
Buffer	In 1x PBS, pH 7.4
Product Description	
Description	Quality control test: Antibody Reactive Against Recombinant Protein.
Host	Mouse
Gene ID	3669
Gene Symbol	ISG20
Species	Human
Specificity/Sensitivity	ISG20 - interferon stimulated gene 20kDa
Immunogen	ISG20 (AAH07922.1, 1 a.a. ~ 181 a.a) full-length recombinant protein with GST tag. MW of the GST tag alone is 26 KDa. MAGSREVVAMDCEMVGLGPHRESGLARCSLVNVHGAVLYDKFIRPEGEITDY RTRVSGVTPQHVMVGATPFAVARLEILQLLKGKLVVGHDLKHDFQALKEDMSGY TIYDTSTDRLLWREAKLDHCRRVSLRVLSEKLLHKSISQNSLLGHSSVEDARATM ELYQISQRIRARRGLPRLAVSD
Notes	This product is produced by and distributed for Abnova, a company based in Taiwan.
Product Application Details	
Applications	Western Blot, ELISA, Immunocytochemistry/ Immunofluorescence, Sandwich ELISA
Recommended Dilutions	Western Blot 1:500, ELISA, Immunocytochemistry/ Immunofluorescence, Sandwich ELISA
Application Notes	Antibody reactivity against recombinant protein with GST tag on ELISA and WB. GST tag alone is used as a negative control. It has been use for IF.

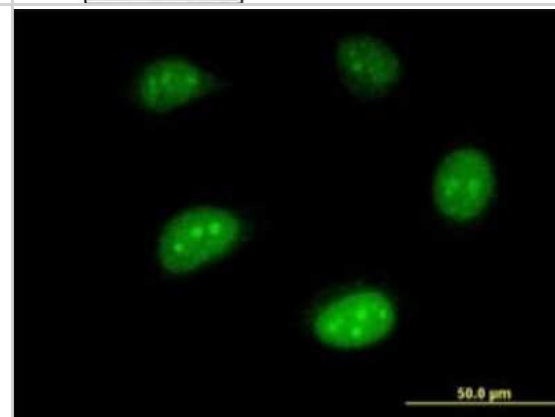


Images


Western Blot: ISG20 Antibody (1B2-3C9) [H00003669-M01] - BT-474, HCC1954 and SUM190 whole cell lysates were loaded with 40 ug/lane. 10% SDS-PAGE. ISG20 Antibody (H00003669-M01) was used for primary antibody: 1:1000, 4C, overnight. WB image submitted by a verified customer review.



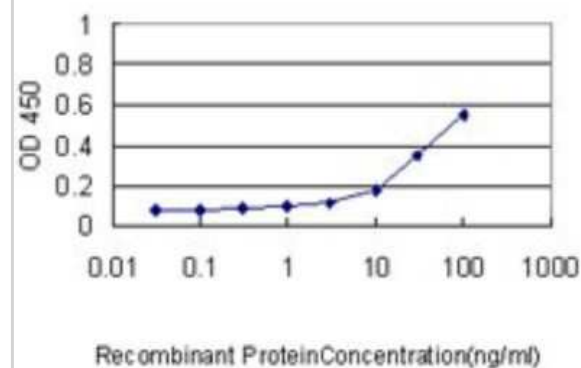
Immunocytochemistry/Immunofluorescence: ISG20 Antibody (1B2-3C9) [H00003669-M01] - Analysis of monoclonal antibody to ISG20 on HeLa cell . Antibody concentration 10 ug/ml.



Western Blot: ISG20 Antibody (1B2-3C9) [H00003669-M01] - Analysis of ISG20 expression in transfected 293T cell line by ISG20 monoclonal antibody (M01), clone 1B2-3C9. Lane 1: ISG20 transfected lysate(20.4 KDa). Lane 2: Non-transfected lysate.



Sandwich ELISA: ISG20 Antibody (1B2-3C9) [H00003669-M01] - Detection limit for recombinant GST tagged ISG20 is approximately 0.1ng/ml as a capture antibody.



Publications

Moller A, Pion E, Narayan V, Ball KL. Intracellular activation of interferon regulatory factor-1 by nanobodies to the multifunctional (Mf1) domain. *J Biol Chem* 285(49):38348-61. 2010-12-03 [PMID: 20817723]

Zhou Z, Wang N, Woodson SE et al. Antiviral activities of ISG20 in positive-strand RNA virus infections. *Virology* 409(2):175-88. 2011-01-20 [PMID: 21036379]





Novus Biologicals USA

10730 E. Briarwood Avenue
Centennial, CO 80112
USA
Phone: 303.730.1950
Toll Free: 1.888.506.6887
Fax: 303.730.1966
nb-customerservice@bio-techne.com

Bio-Techne Canada

21 Canmotor Ave
Toronto, ON M8Z 4E6
Canada
Phone: 905.827.6400
Toll Free: 855.668.8722
Fax: 905.827.6402
canada.inquires@bio-techne.com

Bio-Techne Ltd

19 Barton Lane
Abingdon Science Park
Abingdon, OX14 3NB, United Kingdom
Phone: (44) (0) 1235 529449
Free Phone: 0800 37 34 15
Fax: (44) (0) 1235 533420
info.EMEA@bio-techne.com

General Contact Information

www.novusbio.com
Technical Support: nb-technical@bio-techne.com
Orders: nb-customerservice@bio-techne.com
General: novus@novusbio.com

Products Related to H00003669-M01

HAF007	Goat anti-Mouse IgG Secondary Antibody [HRP]
NB720-B	Rabbit anti-Mouse IgG (H+L) Secondary Antibody [Biotin]
NBP1-43319-0.5mg	Mouse IgG1 Kappa Isotype Control (P3.6.2.8.1)
H00003669-P01-10ug	Recombinant Human ISG20 GST (N-Term) Protein

Limitations

This product is for research use only and is not approved for use in humans or in clinical diagnosis. Primary Antibodies are guaranteed for 1 year from date of receipt.

For more information on our 100% guarantee, please visit www.novusbio.com/guarantee

Earn gift cards/discounts by submitting a review: www.novusbio.com/reviews/submit/H00003669-M01

Earn gift cards/discounts by submitting a publication using this product:
www.novusbio.com/publications

