

Product Datasheet

HSPA2 Antibody (S51) - Azide and BSA Free H00003306-M06

Unit Size: 0.1 mg

Aliquot and store at -20C or -80C. Avoid freeze-thaw cycles.

www.novusbio.com



technical@novusbio.com

Publications: 1

Protocols, Publications, Related Products, Reviews, Research Tools and Images at:
www.novusbio.com/H00003306-M06

Updated 2/21/2025 v.20.1

Earn rewards for product
reviews and publications.

Submit a publication at www.novusbio.com/publications

Submit a review at www.novusbio.com/reviews/destination/H00003306-M06




H00003306-M06

HSPA2 Antibody (S51) - Azide and BSA Free

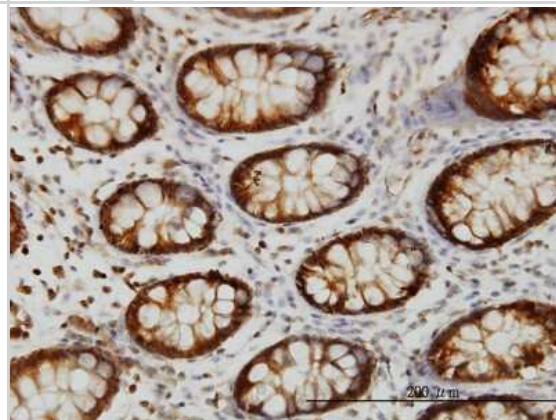
Product Information	
Unit Size	0.1 mg
Concentration	Concentrations vary lot to lot. See vial label for concentration. If unlisted please contact technical services.
Storage	Aliquot and store at -20C or -80C. Avoid freeze-thaw cycles.
Clonality	Monoclonal
Clone	S51
Preservative	No Preservative
Isotype	IgG
Purity	IgG purified
Buffer	In 1x PBS, pH 7.4
Product Description	
Description	Quality control test: Antibody Reactive Against Recombinant Protein.
Host	Mouse
Gene ID	3306
Gene Symbol	HSPA2
Species	Human, Mouse
Specificity/Sensitivity	HSPA2 - heat shock 70kDa protein 2
Immunogen	HSPA2 (AAH01752, 1 a.a. ~ 639 a.a) full-length recombinant protein with GST tag. MW of the GST tag alone is 26 KDa. MSARGPAIGIDLGTTYSCVGVFQHGKVEIIANDQQNRRTTPSYVAFTDTERLIGDA AKNQVAMNPTNTIFDAKRLIGRKFQGDATVQSDMKHWPFRVVSEGGKPKVQVE YKGETKTFPEEISSMVLTKMKEIAEAYLGGKVHSAVITVPAYFNDSQRQATKD AGTITGLNVLRIINEPTAAAIAAYGLDKKGCAGGEKNVLIFFDLGGGTFDVSILTIEDG IFEVKSTAGDTHLGGEDFDNRMVSHLAEFVKRKHKKDIGPNKRAVRRLRTACE RAKRTLSSSTQASIEIDSLYEGVDFYTSITRARFEELNADLFRGTLEPVEKALRD AKLDKGQIQEIVLVGGSTRIPKIQKLLQDFFNGKELNKSINPDEAVAYGAAVQAAI LIGDKSENVQDLLLDVTPSLGIETAGGVMTPLIKRNNTIPTKQTQTFTTYSNDQ SSVLVQVYEGERAMTKDNNLLGKFDLTGIPPAPRGVQIEVTFDIDANGILNVTA ADKSTGKENKITITNDKGRLSKDDIDRMVQEAERYKSEDEANRDRVAAKNALES YTYNIKQTVEDEKLRGKISEQDKNKILDKCQEVINWLDRNQMAEKDEYEHKQKE LERVCPNIIISKLYQGGPGGGSGGGGSGASGGPTIEEVD
Notes	This product is produced by and distributed for Abnova, a company based in Taiwan.
Product Application Details	
Applications	Western Blot, ELISA, Immunocytochemistry/ Immunofluorescence, Immunohistochemistry, Immunohistochemistry-Paraffin, Immunoprecipitation, Sandwich ELISA
Recommended Dilutions	Western Blot 1:500, ELISA, Immunohistochemistry, Immunocytochemistry/ Immunofluorescence, Immunoprecipitation, Immunohistochemistry-Paraffin, Sandwich ELISA
Application Notes	Antibody reactivity against cell lysate and recombinant protein for WB. It has also been used for IHC-P and ELISA.

Images

Western Blot: HSPA2 Antibody (S51) [H00003306-M06] - Analysis of HSPA2 expression in HeLa (Cat # L013V1).




Immunohistochemistry-Paraffin: HSPA2 Antibody (S51) [H00003306-M06] - Analysis of monoclonal antibody to HSPA2 on formalin-fixed paraffin-embedded human colon. Antibody concentration 1 ug/ml



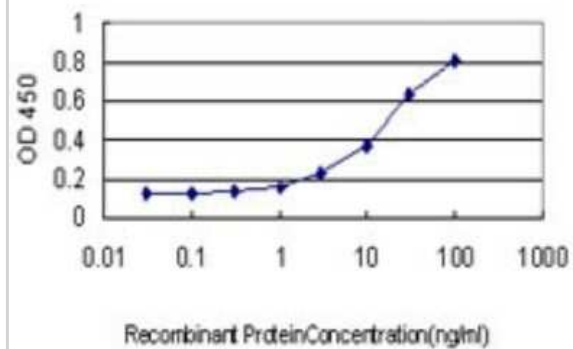
Western Blot: HSPA2 Antibody (S51) [H00003306-M06] - Western Blot analysis of HSPA2 expression in different cell lines.



Western Blot: HSPA2 Antibody (S51) [H00003306-M06] - Analysis of HSPA2 transfected lysate using anti-HSPA2 monoclonal antibody and Protein A Magnetic Bead, and immunoblotted with HSPA2 rabbit polyclonal antibody.



Sandwich ELISA: HSPA2 Antibody (S51) [H00003306-M06] - Detection limit for recombinant GST tagged HSPA2 is approximately 0.3ng/ml as a capture antibody.



Publications

Sasaki T, Marcon E, McQuire T et al. Bat3 deficiency accelerates the degradation of Hsp70-2/HspA2 during spermatogenesis. *J Cell Biol*;182(3):449-58. 2008-08-11 [PMID: 18678708]



Novus Biologicals USA

10730 E. Briarwood Avenue
Centennial, CO 80112
USA
Phone: 303.730.1950
Toll Free: 1.888.506.6887
Fax: 303.730.1966
nb-customerservice@bio-techne.com

Bio-Techne Canada

21 Canmotor Ave
Toronto, ON M8Z 4E6
Canada
Phone: 905.827.6400
Toll Free: 855.668.8722
Fax: 905.827.6402
canada.inquires@bio-techne.com

Bio-Techne Ltd

19 Barton Lane
Abingdon Science Park
Abingdon, OX14 3NB, United Kingdom
Phone: (44) (0) 1235 529449
Free Phone: 0800 37 34 15
Fax: (44) (0) 1235 533420
info.EMEA@bio-techne.com

General Contact Information

www.novusbio.com
Technical Support: nb-technical@bio-techne.com
Orders: nb-customerservice@bio-techne.com
General: novus@novusbio.com

Products Related to H00003306-M06

HAF007	Goat anti-Mouse IgG Secondary Antibody [HRP]
NB720-B	Rabbit anti-Mouse IgG (H+L) Secondary Antibody [Biotin]
NBP1-97019-5mg	Mouse IgG Isotype Control
H00003306-P01-10ug	Recombinant Human HSPA2 GST (N-Term) Protein

Limitations

This product is for research use only and is not approved for use in humans or in clinical diagnosis. Primary Antibodies are guaranteed for 1 year from date of receipt.

For more information on our 100% guarantee, please visit www.novusbio.com/guarantee

Earn gift cards/discounts by submitting a review: www.novusbio.com/reviews/submit/H00003306-M06

Earn gift cards/discounts by submitting a publication using this product:
www.novusbio.com/publications

