

# Product Datasheet

## HLA DRB5 Antibody - Azide and BSA Free H00003127-D01P

Unit Size: 0.1 mg

Aliquot and store at -20C or -80C. Avoid freeze-thaw cycles.

[www.novusbio.com](http://www.novusbio.com)



[technical@novusbio.com](mailto:technical@novusbio.com)

Protocols, Publications, Related Products, Reviews, Research Tools and Images at:  
[www.novusbio.com/H00003127-D01P](http://www.novusbio.com/H00003127-D01P)

Updated 2/21/2025 v.20.1

Earn rewards for product  
reviews and publications.

Submit a publication at [www.novusbio.com/publications](http://www.novusbio.com/publications)

Submit a review at [www.novusbio.com/reviews/destination/H00003127-D01P](http://www.novusbio.com/reviews/destination/H00003127-D01P)



**H00003127-D01P**

HLA DRB5 Antibody - Azide and BSA Free

Product Information	
Unit Size	0.1 mg
Concentration	Concentrations vary lot to lot. See vial label for concentration. If unlisted please contact technical services.
Storage	Aliquot and store at -20C or -80C. Avoid freeze-thaw cycles.
Clonality	Polyclonal
Preservative	No Preservative
Isotype	IgG
Purity	Protein A purified
Buffer	PBS (pH 7.4)

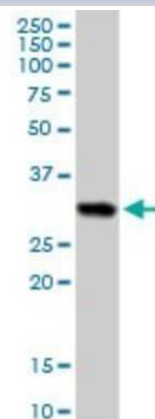
Product Description	
Description	Quality control test: Antibody reactive against mammalian transfected lysate.
Host	Rabbit
Gene ID	3127
Gene Symbol	HLA-DRB5
Species	Human
Specificity/Sensitivity	Reacts with major histocompatibility complex, class II, DR beta 5.
Immunogen	HLA-DRB5 (NP_002116.2, 1 a.a. - 266 a.a.) full-length human protein. MVCLKLPGGSYMAKLTVTLMVLSSPLALAGDTRPRFLQQDKYECHFFNGTERV RFLHRDIYNQEEDLRFDSDVGEYRAVTELGRPDAEYWNSQKDFLEDRAAVD TYCRHNYGVGESFTVQRRVEPKVTVYPARTQTLQHHNLLVCSVNGFYPGSIEV RWFRNSQEEKAGVVSTGLIQNGDWTFQTLVMLETVPRSGEVYTCQVEHPSVT SPLTVEWRAQSESAQSKMLSGVGGFVLGLLFLGAGLFIYFKNQKGHSGLHPTG LVS
Notes	This product is produced by and distributed for Abnova, a company based in Taiwan.

Product Application Details	
Applications	Western Blot
Recommended Dilutions	Western Blot
Application Notes	This antibody is reactive against tissue and transfected lysate in WB and as a detection antibody in ELISA.

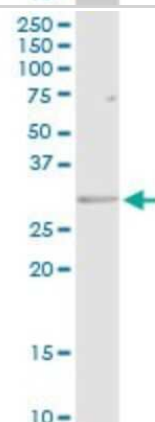


## Images

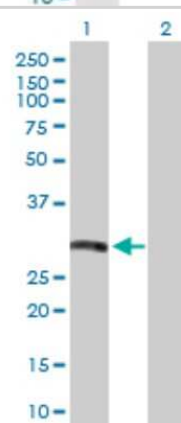
Western Blot: HLA DRB5 Antibody [H00003127-D01P] - Analysis of HLA-DRB5 expression in human kidney.



Western Blot: HLA DRB5 Antibody [H00003127-D01P] - Analysis of HLA-DRB5 expression in HeLa.



Western Blot: HLA DRB5 Antibody [H00003127-D01P] - Analysis of HLA-DRB5 expression in transfected 293T cell line by HLA-DRB5 polyclonal antibody. Lane 1: HLA-DRB5 transfected lysate(30.10 KDa). Lane 2: Non-transfected lysate.





### **Novus Biologicals USA**

10730 E. Briarwood Avenue  
Centennial, CO 80112  
USA  
Phone: 303.730.1950  
Toll Free: 1.888.506.6887  
Fax: 303.730.1966  
nb-customerservice@bio-techne.com

### **Bio-Techne Canada**

21 Canmotor Ave  
Toronto, ON M8Z 4E6  
Canada  
Phone: 905.827.6400  
Toll Free: 855.668.8722  
Fax: 905.827.6402  
canada.inquires@bio-techne.com

### **Bio-Techne Ltd**

19 Barton Lane  
Abingdon Science Park  
Abingdon, OX14 3NB, United Kingdom  
Phone: (44) (0) 1235 529449  
Free Phone: 0800 37 34 15  
Fax: (44) (0) 1235 533420  
info.EMEA@bio-techne.com

### **General Contact Information**

www.novusbio.com  
Technical Support: nb-technical@bio-techne.com  
Orders: nb-customerservice@bio-techne.com  
General: novus@novusbio.com

### **Products Related to H00003127-D01P**

---

HAF008	Goat anti-Rabbit IgG Secondary Antibody [HRP]
NB7160	Goat anti-Rabbit IgG (H+L) Secondary Antibody [HRP]
NBP2-24891	Rabbit IgG Isotype Control
NBP2-14093PEP	HLA DRB5 Recombinant Protein Antigen

---

### **Limitations**

This product is for research use only and is not approved for use in humans or in clinical diagnosis. Primary Antibodies are guaranteed for 1 year from date of receipt.

For more information on our 100% guarantee, please visit [www.novusbio.com/guarantee](http://www.novusbio.com/guarantee)

Earn gift cards/discounts by submitting a review: [www.novusbio.com/reviews/submit/H00003127-D01P](http://www.novusbio.com/reviews/submit/H00003127-D01P)

Earn gift cards/discounts by submitting a publication using this product:  
[www.novusbio.com/publications](http://www.novusbio.com/publications)

