

Product Datasheet

GSTA4 Antibody - Azide and BSA Free H00002941-D01P

Unit Size: 0.1 mg

Aliquot and store at -20C or -80C. Avoid freeze-thaw cycles.

www.novusbio.com



technical@novusbio.com

Reviews: 1 Publications: 2

Protocols, Publications, Related Products, Reviews, Research Tools and Images at:
www.novusbio.com/H00002941-D01P

Updated 2/21/2025 v.20.1

Earn rewards for product
reviews and publications.

Submit a publication at www.novusbio.com/publications

Submit a review at www.novusbio.com/reviews/destination/H00002941-D01P



H00002941-D01P

GSTA4 Antibody - Azide and BSA Free

Product Information	
Unit Size	0.1 mg
Concentration	Concentrations vary lot to lot. See vial label for concentration. If unlisted please contact technical services.
Storage	Aliquot and store at -20C or -80C. Avoid freeze-thaw cycles.
Clonality	Polyclonal
Preservative	No Preservative
Isotype	IgG
Purity	Protein A purified
Buffer	PBS (pH 7.4)

Product Description	
Description	Quality control test: Antibody reactive against mammalian transfected lysate.
Host	Rabbit
Gene ID	2941
Gene Symbol	GSTA4
Species	Human, Mouse
Specificity/Sensitivity	Reacts with glutathione S-transferase alpha 4.
Immunogen	GSTA4 (NP_001503.1, 1 a.a. - 222 a.a.) full-length human protein. MAARPKLHYPNGRGRMESVRWVLAAGVEFDEEFLETKEQLYKLQDGNHLLF QQVPMVEIDGMKLVQTRSILHYIADKHNLFGKNLKERTLIDMYVEGTLDLLELLI MHPFLKPDDQQKEVVNMAQKAIIRYFPVFEEKILRGHGQSFLVGNQLSLADVILL QTILALEEKIPNILSAFPFLQEYTVKLSNIPTIKRFLEPGSKKKPPPDEIYVRTVYNI FRP
Notes	This product is produced by and distributed for Abnova, a company based in Taiwan.

Product Application Details	
Applications	Western Blot, Immunohistochemistry
Recommended Dilutions	Western Blot, Immunohistochemistry
Application Notes	This antibody is reactive against tissue and transfected lysate in WB and as a detection antibody in ELISA.

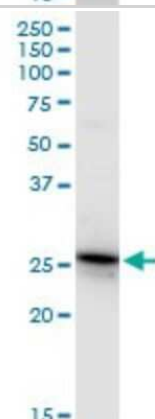


Images

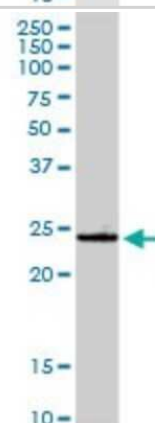
Western Blot: GSTA4 Antibody [H00002941-D01P] - Analysis of GSTA4 expression in mouse spleen.



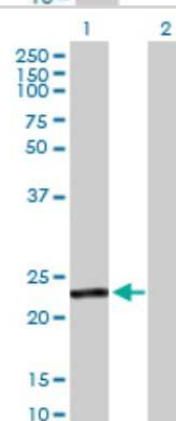
Western Blot: GSTA4 Antibody [H00002941-D01P] - Analysis of GSTA4 expression in Jurkat.



Western Blot: GSTA4 Antibody [H00002941-D01P] - Analysis of GSTA4 expression in human placenta.



Western Blot: GSTA4 Antibody [H00002941-D01P] - Analysis of GSTA4 expression in transfected 293T cell line by GSTA4 polyclonal antibody. Lane 1: GSTA4 transfected lysate(25.70 KDa). Lane 2: Non-transfected lysate.



Publications

Kaisar MA, Sivandzade F, Bhalerao A, Cucullo L. Conventional and electronic cigarettes dysregulate the expression of iron transporters and detoxifying enzymes at the brain vascular endothelium: In vivo evidence of a gender-specific cellular response to chronic cigarette smoke exposure *Neurosci Lett*. 2018-08-23 [PMID: 29879439]

Yang Y, Huycke MM, Herman TS, Wang X. Glutathione S-transferase alpha 4 induction by activator protein 1 in colorectal cancer. *Oncogene* 2016-04-11 [PMID: 27065323]





Novus Biologicals USA

10730 E. Briarwood Avenue
Centennial, CO 80112
USA
Phone: 303.730.1950
Toll Free: 1.888.506.6887
Fax: 303.730.1966
nb-customerservice@bio-techne.com

Bio-Techne Canada

21 Canmotor Ave
Toronto, ON M8Z 4E6
Canada
Phone: 905.827.6400
Toll Free: 855.668.8722
Fax: 905.827.6402
canada.inquires@bio-techne.com

Bio-Techne Ltd

19 Barton Lane
Abingdon Science Park
Abingdon, OX14 3NB, United Kingdom
Phone: (44) (0) 1235 529449
Free Phone: 0800 37 34 15
Fax: (44) (0) 1235 533420
info.EMEA@bio-techne.com

General Contact Information

www.novusbio.com
Technical Support: nb-technical@bio-techne.com
Orders: nb-customerservice@bio-techne.com
General: novus@novusbio.com

Products Related to H00002941-D01P

HAF008	Goat anti-Rabbit IgG Secondary Antibody [HRP]
NB7160	Goat anti-Rabbit IgG (H+L) Secondary Antibody [HRP]
NBP2-24891	Rabbit IgG Isotype Control
NBP2-52144-0.02mg	Recombinant Human GSTA4 His Protein

Limitations

This product is for research use only and is not approved for use in humans or in clinical diagnosis. Primary Antibodies are guaranteed for 1 year from date of receipt.

For more information on our 100% guarantee, please visit www.novusbio.com/guarantee

Earn gift cards/discounts by submitting a review: www.novusbio.com/reviews/submit/H00002941-D01P

Earn gift cards/discounts by submitting a publication using this product:
www.novusbio.com/publications

