

Product Datasheet

GSTA1 Antibody (1F9) - Azide and BSA Free H00002938-M08

Unit Size: 0.1 mg

Aliquot and store at -20C or -80C. Avoid freeze-thaw cycles.

www.novusbio.com



technical@novusbio.com

Protocols, Publications, Related Products, Reviews, Research Tools and Images at:
www.novusbio.com/H00002938-M08

Updated 2/21/2025 v.20.1

Earn rewards for product
reviews and publications.

Submit a publication at www.novusbio.com/publications

Submit a review at www.novusbio.com/reviews/destination/H00002938-M08



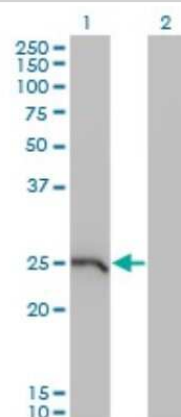
H00002938-M08

GSTA1 Antibody (1F9) - Azide and BSA Free

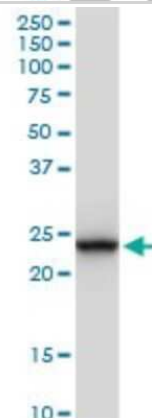
Product Information	
Unit Size	0.1 mg
Concentration	Concentrations vary lot to lot. See vial label for concentration. If unlisted please contact technical services.
Storage	Aliquot and store at -20C or -80C. Avoid freeze-thaw cycles.
Clonality	Monoclonal
Clone	1F9
Preservative	No Preservative
Isotype	IgG1 Kappa
Purity	IgG purified
Buffer	In 1x PBS, pH 7.4
Product Description	
Description	Quality control test: Antibody Reactive Against Recombinant Protein.
Host	Mouse
Gene ID	2938
Gene Symbol	GSTA1
Species	Human
Specificity/Sensitivity	GSTA1 - glutathione S-transferase A1
Immunogen	GSTA1 (AAH53578.1, 1 a.a. ~ 222 a.a) full-length recombinant protein with GST tag. MW of the GST tag alone is 26 KDa. MAEKPKLHYFNARGRMESTRWLLAAAGVEFEEKFIKSAEDLDKLRNDGYLMFQ QVPMVEIDGMKLVQTRAILNYIASKYNLYGKDIKERALIDMYIEGIADLGEMILLLP VCPPEEKDAKLALIKEKIKNRYFPAFEKVLKSHGQDYLVGNKLSRADIHLVELLY YVEELDSSLISSFPLLKALKTRISNLPTVKKFLQPGSPRKPPMDEKSLEEARKIFR F
Notes	This product is produced by and distributed for Abnova, a company based in Taiwan.
Product Application Details	
Applications	Western Blot, ELISA
Recommended Dilutions	Western Blot 1:500, ELISA
Application Notes	Antibody reactivity against Recombinant Protein with GST tag on ELISA and WB. GST tag alone is used as a negative control.

Images

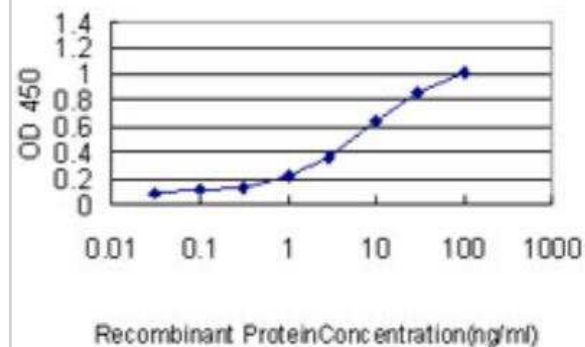
Western Blot: GSTA1 Antibody (1F9) [H00002938-M08] - Analysis of GSTA1 expression in transfected 293T cell line by GSTA1 monoclonal antibody (M08), clone 1F9. Lane 1: GSTA1 transfected lysate (26 KDa). Lane 2: Non-transfected lysate.



Western Blot: GSTA1 Antibody (1F9) [H00002938-M08] - Analysis of GSTA1 expression in human liver.



ELISA: GSTA1 Antibody (1F9) [H00002938-M08] - Detection limit for recombinant GST tagged GSTA1 is approximately 0.1 ng/ml as a capture antibody.





Novus Biologicals USA

10730 E. Briarwood Avenue
Centennial, CO 80112
USA
Phone: 303.730.1950
Toll Free: 1.888.506.6887
Fax: 303.730.1966
nb-customerservice@bio-techne.com

Bio-Techne Canada

21 Canmotor Ave
Toronto, ON M8Z 4E6
Canada
Phone: 905.827.6400
Toll Free: 855.668.8722
Fax: 905.827.6402
canada.inquires@bio-techne.com

Bio-Techne Ltd

19 Barton Lane
Abingdon Science Park
Abingdon, OX14 3NB, United Kingdom
Phone: (44) (0) 1235 529449
Free Phone: 0800 37 34 15
Fax: (44) (0) 1235 533420
info.EMEA@bio-techne.com

General Contact Information

www.novusbio.com
Technical Support: nb-technical@bio-techne.com
Orders: nb-customerservice@bio-techne.com
General: novus@novusbio.com

Products Related to H00002938-M08

HAF007	Goat anti-Mouse IgG Secondary Antibody [HRP]
NB720-B	Rabbit anti-Mouse IgG (H+L) Secondary Antibody [Biotin]
NBP1-43319-0.5mg	Mouse IgG1 Kappa Isotype Control (P3.6.2.8.1)
NBP1-30307	Recombinant Human GSTA1 Protein

Limitations

This product is for research use only and is not approved for use in humans or in clinical diagnosis. Primary Antibodies are guaranteed for 1 year from date of receipt.

For more information on our 100% guarantee, please visit www.novusbio.com/guarantee

Earn gift cards/discounts by submitting a review: www.novusbio.com/reviews/submit/H00002938-M08

Earn gift cards/discounts by submitting a publication using this product:
www.novusbio.com/publications

