

# Product Datasheet

## Gelsolin/GSN Antibody (3G5) - Azide and BSA Free H00002934-M01

Unit Size: 0.1 mg

Aliquot and store at -20C or -80C. Avoid freeze-thaw cycles.

[www.novusbio.com](http://www.novusbio.com)



[technical@novusbio.com](mailto:technical@novusbio.com)

### Publications: 1

Protocols, Publications, Related Products, Reviews, Research Tools and Images at:  
[www.novusbio.com/H00002934-M01](http://www.novusbio.com/H00002934-M01)

Updated 2/21/2025 v.20.1

Earn rewards for product  
reviews and publications.

Submit a publication at [www.novusbio.com/publications](http://www.novusbio.com/publications)

Submit a review at [www.novusbio.com/reviews/destination/H00002934-M01](http://www.novusbio.com/reviews/destination/H00002934-M01)



**H00002934-M01**


Gelsolin/GSN Antibody (3G5) - Azide and BSA Free

Product Information	
Unit Size	0.1 mg
Concentration	Concentrations vary lot to lot. See vial label for concentration. If unlisted please contact technical services.
Storage	Aliquot and store at -20C or -80C. Avoid freeze-thaw cycles.
Clonality	Monoclonal
Clone	3G5
Preservative	No Preservative
Isotype	IgG1 Kappa
Purity	IgG purified
Buffer	In 1x PBS, pH 7.4
Product Description	
Description	Quality control test: Antibody Reactive Against Recombinant Protein.
Host	Mouse
Gene ID	2934
Gene Symbol	GSN
Species	Human
Specificity/Sensitivity	GSN - gelsolin (amyloidosis, Finnish type)
Immunogen	GSN (AAH26033, 673 a.a. ~ 782 a.a) partial recombinant protein with GST tag. MW of the GST tag alone is 26 KDa. SNKIGRFVIEEVPGELMQEDLATDDVMLLDTWDQVFVWVGKDSQEEEEKTEALT SAKRYIETDPANRDRRTPTITVVKQGFEPSPFVGWFLGWDDDYWSVDPLDRAM AELAA
Notes	This product is produced by and distributed for Abnova, a company based in Taiwan.
Product Application Details	
Applications	Western Blot, ELISA, Immunohistochemistry, Immunohistochemistry-Paraffin, Immunoprecipitation, Sandwich ELISA
Recommended Dilutions	Western Blot 1:500, ELISA, Immunohistochemistry 1:10-1:500, Immunoprecipitation 1:10-1:500, Immunohistochemistry-Paraffin 1:10-1:500, Sandwich ELISA 1:100-1:2000
Application Notes	Antibody reactivity against cell lysate and recombinant protein for WB. It has also been used for IHC-P and ELISA.

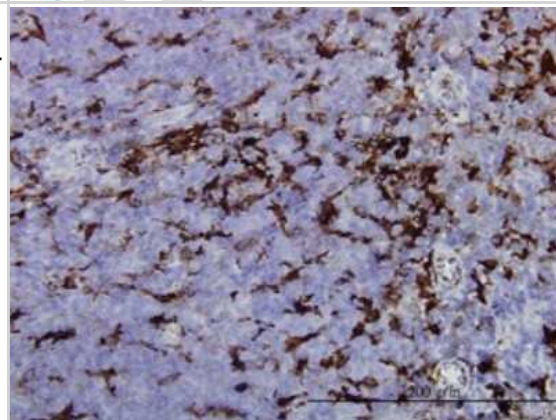


## Images

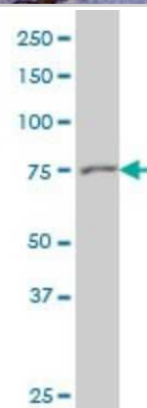
Western Blot: Gelsolin/GSN Antibody (3G5) [H00002934-M01] - Analysis of GSN expression in transfected 293T cell line by GSN monoclonal antibody (M01), clone 3G5. Lane 1: GSN transfected lysate(85.7 KDa). Lane 2: Non-transfected lysate.




Immunohistochemistry-Paraffin: Gelsolin/GSN Antibody (3G5) [H00002934-M01] - Analysis of monoclonal antibody to GSN on formalin-fixed paraffin-embedded human tonsil. Antibody concentration 1 ug/ml.



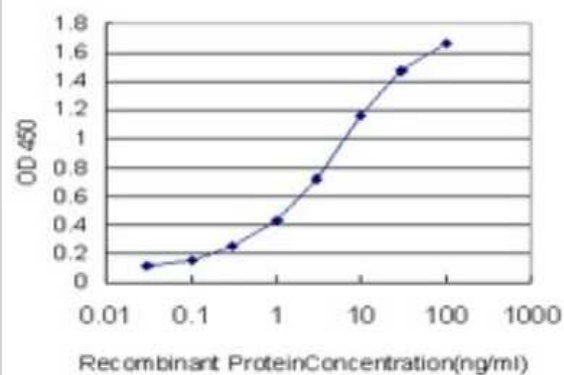
Western Blot: Gelsolin/GSN Antibody (3G5) [H00002934-M01] - GSN monoclonal antibody (M01), clone 3G5 Analysis of GSN expression in HeLa.



Immunoprecipitation: Gelsolin/GSN Antibody (3G5) [H00002934-M01] - Analysis of GSN transfected lysate using anti-GSN monoclonal antibody and Protein A Magnetic Bead, and immunoblotted with GSN MaxPab rabbit polyclonal antibody.



Sandwich ELISA: Gelsolin/GSN Antibody (3G5) [H00002934-M01] - Detection limit for recombinant GST tagged GSN is approximately 0.03ng/ml as a capture antibody.



## Publications

Han SY, Lee EM, Choi HS et al. The effects of plasma gelsolin on human erythroblast maturation for erythrocyte production. Stem Cell Res 2018-03-05 [PMID: 29597129]



### **Novus Biologicals USA**

10730 E. Briarwood Avenue  
Centennial, CO 80112  
USA  
Phone: 303.730.1950  
Toll Free: 1.888.506.6887  
Fax: 303.730.1966  
nb-customerservice@bio-techne.com

### **Bio-Techne Canada**

21 Canmotor Ave  
Toronto, ON M8Z 4E6  
Canada  
Phone: 905.827.6400  
Toll Free: 855.668.8722  
Fax: 905.827.6402  
canada.inquires@bio-techne.com

### **Bio-Techne Ltd**

19 Barton Lane  
Abingdon Science Park  
Abingdon, OX14 3NB, United Kingdom  
Phone: (44) (0) 1235 529449  
Free Phone: 0800 37 34 15  
Fax: (44) (0) 1235 533420  
info.EMEA@bio-techne.com

### **General Contact Information**

www.novusbio.com  
Technical Support: nb-technical@bio-techne.com  
Orders: nb-customerservice@bio-techne.com  
General: novus@novusbio.com

### **Products Related to H00002934-M01**

HAF007	Goat anti-Mouse IgG Secondary Antibody [HRP]
NB720-B	Rabbit anti-Mouse IgG (H+L) Secondary Antibody [Biotin]
NBP1-43319-0.5mg	Mouse IgG1 Kappa Isotype Control (P3.6.2.8.1)
H00002934-P01-10ug	Recombinant Human Gelsolin/GSN GST (N-Term) Protein

### **Limitations**

This product is for research use only and is not approved for use in humans or in clinical diagnosis. Primary Antibodies are guaranteed for 1 year from date of receipt.

For more information on our 100% guarantee, please visit [www.novusbio.com/guarantee](http://www.novusbio.com/guarantee)

Earn gift cards/discounts by submitting a review: [www.novusbio.com/reviews/submit/H00002934-M01](http://www.novusbio.com/reviews/submit/H00002934-M01)

Earn gift cards/discounts by submitting a publication using this product:  
[www.novusbio.com/publications](http://www.novusbio.com/publications)

