

# Product Datasheet

## GPR3 Antibody (3B4-G3) - Azide and BSA Free H00002827-M01

Unit Size: 0.1 mg

Aliquot and store at -20C or -80C. Avoid freeze-thaw cycles.

[www.novusbio.com](http://www.novusbio.com)



[technical@novusbio.com](mailto:technical@novusbio.com)

Protocols, Publications, Related Products, Reviews, Research Tools and Images at:  
[www.novusbio.com/H00002827-M01](http://www.novusbio.com/H00002827-M01)

Updated 2/21/2025 v.20.1

Earn rewards for product  
reviews and publications.

Submit a publication at [www.novusbio.com/publications](http://www.novusbio.com/publications)

Submit a review at [www.novusbio.com/reviews/destination/H00002827-M01](http://www.novusbio.com/reviews/destination/H00002827-M01)



**H00002827-M01**

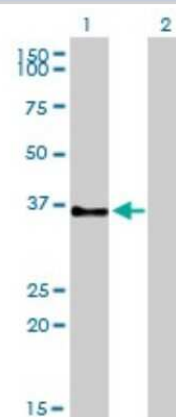
GPR3 Antibody (3B4-G3) - Azide and BSA Free

Product Information	
Unit Size	0.1 mg
Concentration	Concentrations vary lot to lot. See vial label for concentration. If unlisted please contact technical services.
Storage	Aliquot and store at -20C or -80C. Avoid freeze-thaw cycles.
Clonality	Monoclonal
Clone	3B4-G3
Preservative	No Preservative
Isotype	IgG2a Kappa
Purity	IgG purified
Buffer	In 1x PBS, pH 7.4
Product Description	
Description	Quality control test: Antibody Reactive Against Recombinant Protein.
Host	Mouse
Gene ID	2827
Gene Symbol	GPR3
Species	Human
Specificity/Sensitivity	GPR3 - G protein-coupled receptor 3
Immunogen	GPR3 (AAH32702, 1 a.a. ~ 330 a.a) full-length recombinant protein with GST tag. MW of the GST tag alone is 26 KDa. MMWGAGSPLAWLSAGSGNVNVSSVGPAEGPTGPAAPLPSPKAWDVVLCSIG TLVSCENALVVAIIVGTPAFRAPMFLLVGS LAVADLLAGLGLVLHFAAVFCIGSAE MSLVLVGVLAMAFTASIGSLLAITVDRLSLYNALTYSETTVTRTYVMLALVWG GALGLGLLPVLAWNCLDGLTTCGVVYPLSKNHLVVLAIFFMVFGIMLQLYAQIC RIVCRHAQQIALQRHLLPASHYVATRKGIATLAVVLGAFAACWLPFTVYCLLGD AHSPPLYTYLTLLPATYNSMINPIIYAFRNQDVQKVLWAVCCCCSSSKIPFRSRS PSDV
Notes	This product is produced by and distributed for Abnova, a company based in Taiwan.
Product Application Details	
Applications	Western Blot, ELISA, Immunohistochemistry, Immunohistochemistry-Paraffin, Sandwich ELISA, Knockdown Validated
Recommended Dilutions	Western Blot 1:500, ELISA, Immunohistochemistry, Immunohistochemistry-Paraffin, Sandwich ELISA, Knockdown Validated
Application Notes	Antibody reactivity against cell lysate and recombinant protein for WB. It has also been used for IHC-P, RNAi Validation and ELISA.

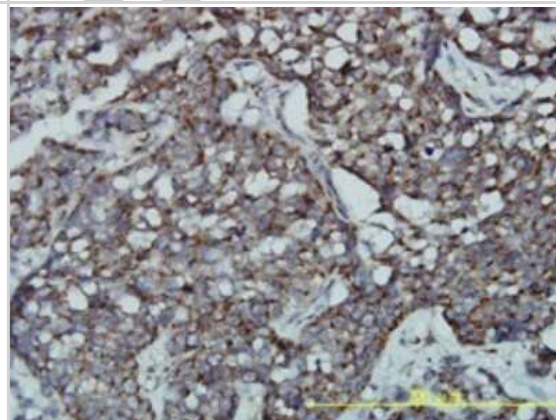


## Images

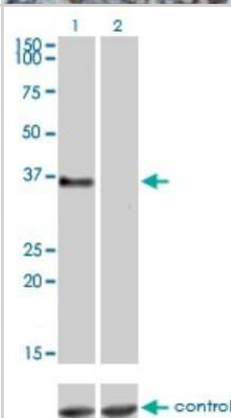
Western Blot: GPR3 Antibody (3B4-G3) [H00002827-M01] - Analysis of GPR3 expression in transfected 293T cell line by GPR3 monoclonal antibody (M01), clone 3B4-G3. Lane 1: GPR3 transfected lysate (35 kDa). Lane 2: Non-transfected lysate.



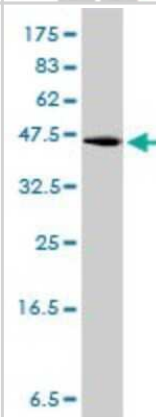
Immunohistochemistry-Paraffin: GPR3 Antibody (3B4-G3) [H00002827-M01] - Analysis of monoclonal antibody to GPR3 on formalin-fixed paraffin-embedded human transitional cell carcinoma tissue. Antibody concentration 1 ug/ml.



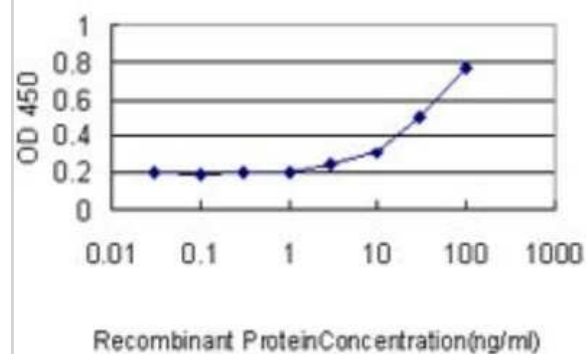
Western Blot: GPR3 Antibody (3B4-G3) [H00002827-M01] - Analysis of GPR3 over-expressed 293 cell line, cotransfected with GPR3 Validated Chimera RNAi (Cat # H00002827-R01V) (Lane 2) or non-transfected control (Lane 1). Blot probed with GPR3 monoclonal antibody (M01), clone 3B4-G3 (Cat # H00002827-M01). GAPDH (36.1 kDa) used as specificity and loading control.



Western Blot: GPR3 Antibody (3B4-G3) [H00002827-M01] - GPR3 monoclonal antibody (M01), clone 3B4-G3 Analysis of GPR3 expression in Jurkat.



Sandwich ELISA: GPR3 Antibody (3B4-G3) [H00002827-M01] -  
Detection limit for recombinant GST tagged GPR3 is approximately  
0.03ng/ml as a capture antibody.



**Novus Biologicals USA**

10730 E. Briarwood Avenue  
Centennial, CO 80112  
USA  
Phone: 303.730.1950  
Toll Free: 1.888.506.6887  
Fax: 303.730.1966  
nb-customerservice@bio-techne.com

**Bio-Techne Canada**

21 Canmotor Ave  
Toronto, ON M8Z 4E6  
Canada  
Phone: 905.827.6400  
Toll Free: 855.668.8722  
Fax: 905.827.6402  
canada.inquires@bio-techne.com

**Bio-Techne Ltd**

19 Barton Lane  
Abingdon Science Park  
Abingdon, OX14 3NB, United Kingdom  
Phone: (44) (0) 1235 529449  
Free Phone: 0800 37 34 15  
Fax: (44) (0) 1235 533420  
info.EMEA@bio-techne.com

**General Contact Information**

[www.novusbio.com](http://www.novusbio.com)  
Technical Support: nb-technical@bio-techne.com  
Orders: nb-customerservice@bio-techne.com  
General: novus@novusbio.com

**Products Related to H00002827-M01**

HAF007	Goat anti-Mouse IgG Secondary Antibody [HRP]
NB720-B	Rabbit anti-Mouse IgG (H+L) Secondary Antibody [Biotin]
NBP1-96981-0.5mg	Mouse IgG2a Kappa Isotype Control (M2AK)
NBP2-07765	GPR3 Overexpression Lysate

**Limitations**

This product is for research use only and is not approved for use in humans or in clinical diagnosis. Primary Antibodies are guaranteed for 1 year from date of receipt.

For more information on our 100% guarantee, please visit [www.novusbio.com/guarantee](http://www.novusbio.com/guarantee)

Earn gift cards/discounts by submitting a review: [www.novusbio.com/reviews/submit/H00002827-M01](http://www.novusbio.com/reviews/submit/H00002827-M01)

Earn gift cards/discounts by submitting a publication using this product:  
[www.novusbio.com/publications](http://www.novusbio.com/publications)

