

# Product Datasheet

## **GAS2 Antibody (4E11) - Azide and BSA Free H00002620-M01**

Unit Size: 0.1 mg

Aliquot and store at -20C or -80C. Avoid freeze-thaw cycles.

[www.novusbio.com](http://www.novusbio.com)



[technical@novusbio.com](mailto:technical@novusbio.com)

### **Publications: 1**

Protocols, Publications, Related Products, Reviews, Research Tools and Images at:  
[www.novusbio.com/H00002620-M01](http://www.novusbio.com/H00002620-M01)

Updated 2/21/2025 v.20.1

**Earn rewards for product  
reviews and publications.**

Submit a publication at [www.novusbio.com/publications](http://www.novusbio.com/publications)

Submit a review at [www.novusbio.com/reviews/destination/H00002620-M01](http://www.novusbio.com/reviews/destination/H00002620-M01)



**H00002620-M01**

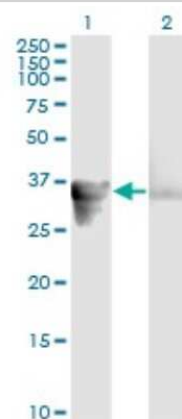
GAS2 Antibody (4E11) - Azide and BSA Free

Product Information	
Unit Size	0.1 mg
Concentration	Concentrations vary lot to lot. See vial label for concentration. If unlisted please contact technical services.
Storage	Aliquot and store at -20C or -80C. Avoid freeze-thaw cycles.
Clonality	Monoclonal
Clone	4E11
Preservative	No Preservative
Isotype	IgG2a Kappa
Purity	Protein A purified
Buffer	In 1x PBS, pH 7.4
Product Description	
Description	Quality control test: Antibody Reactive Against Recombinant Protein.
Host	Mouse
Gene ID	2620
Gene Symbol	GAS2
Species	Human, Mouse
Reactivity Notes	Please note that this antibody is reactive to Mouse and derived from the same host, Mouse. Additional Mouse on Mouse blocking steps may be required for IHC and ICC experiments. Please contact Technical Support for more information.
Specificity/Sensitivity	GAS2 (4E11)
Immunogen	GAS2 (NP_005247, 1 a.a. ~ 110 a.a) partial recombinant protein with GST tag. MW of the GST tag alone is 26 KDa. MCTALSPKVRSGPGLSDMHQYSQWLASRHEANLLPMKEDLALWLTNLLGKEIT AETFMEKLDNGALLCQLAETMQEKFKESMDANKPTKNLPLKKIPCKTSAPSGS FFAR
Notes	This product is produced by and distributed for Abnova, a company based in Taiwan.
Product Application Details	
Applications	Western Blot, ELISA, Immunocytochemistry/ Immunofluorescence, Sandwich ELISA
Recommended Dilutions	Western Blot 1:500, ELISA, Immunocytochemistry/ Immunofluorescence, Sandwich ELISA
Application Notes	Antibody reactivity against cell lysate and recombinant protein for WB. It has also been used for IF and ELISA.

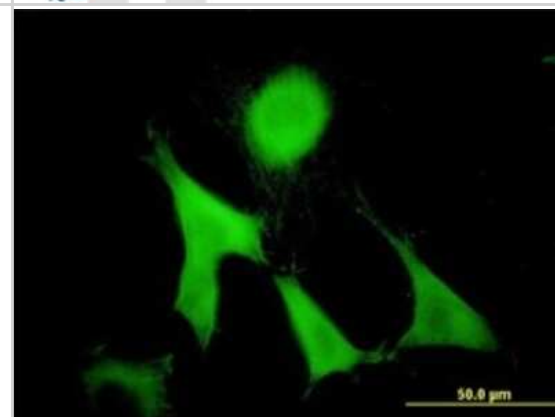


## Images

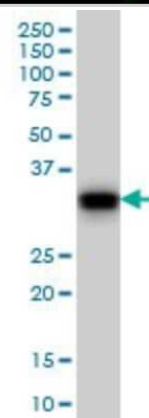
Western Blot: GAS2 Antibody (4E11) [H00002620-M01] - Analysis of GAS2 expression in transfected 293T cell line by GAS2 monoclonal antibody (M01), clone 4E11. Lane 1: GAS2 transfected lysate(34.9 KDa). Lane 2: Non-transfected lysate.



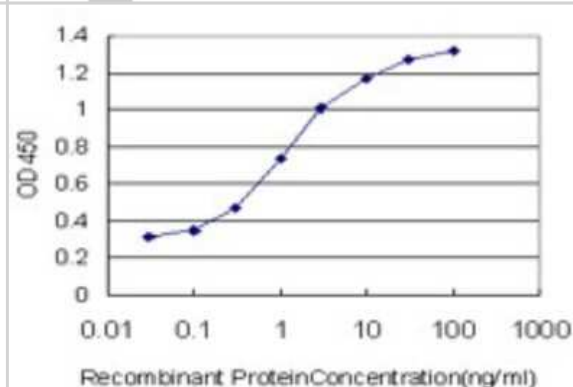
Immunocytochemistry/Immunofluorescence: GAS2 Antibody (4E11) [H00002620-M01] - Analysis of monoclonal antibody to GAS2 on NIH/3T3 cell. Antibody concentration 10 ug/ml.



Western Blot: GAS2 Antibody (4E11) [H00002620-M01] - GAS2 monoclonal antibody (M01), clone 4E11 Analysis of GAS2 expression in NIH/3T3.



Sandwich ELISA: GAS2 Antibody (4E11) [H00002620-M01] - Detection limit for recombinant GST tagged GAS2 is approximately 0.03ng/ml as a capture antibody.



## Publications

Petroulakis E, Parsyan A, Dowling RJ et al. p53-dependent translational control of senescence and transformation via 4E-BPs. *Cancer Cell* 16(5):439-46. 2009-11-06 [PMID: 19878875]



### **Novus Biologicals USA**

10730 E. Briarwood Avenue  
Centennial, CO 80112  
USA  
Phone: 303.730.1950  
Toll Free: 1.888.506.6887  
Fax: 303.730.1966  
nb-customerservice@bio-techne.com

### **Bio-Techne Canada**

21 Canmotor Ave  
Toronto, ON M8Z 4E6  
Canada  
Phone: 905.827.6400  
Toll Free: 855.668.8722  
Fax: 905.827.6402  
canada.inquires@bio-techne.com

### **Bio-Techne Ltd**

19 Barton Lane  
Abingdon Science Park  
Abingdon, OX14 3NB, United Kingdom  
Phone: (44) (0) 1235 529449  
Free Phone: 0800 37 34 15  
Fax: (44) (0) 1235 533420  
info.EMEA@bio-techne.com

### **General Contact Information**

[www.novusbio.com](http://www.novusbio.com)  
Technical Support: nb-technical@bio-techne.com  
Orders: nb-customerservice@bio-techne.com  
General: novus@novusbio.com

### **Products Related to H00002620-M01**

NB800-PC8	NIH 3T3 Whole Cell Lysate
HAF007	Goat anti-Mouse IgG Secondary Antibody [HRP]
NB720-B	Rabbit anti-Mouse IgG (H+L) Secondary Antibody [Biotin]
NBP1-96981-0.5mg	Mouse IgG2a Kappa Isotype Control (M2AK)

### **Limitations**

This product is for research use only and is not approved for use in humans or in clinical diagnosis. Primary Antibodies are guaranteed for 1 year from date of receipt.

For more information on our 100% guarantee, please visit [www.novusbio.com/guarantee](http://www.novusbio.com/guarantee)

Earn gift cards/discounts by submitting a review: [www.novusbio.com/reviews/submit/H00002620-M01](http://www.novusbio.com/reviews/submit/H00002620-M01)

Earn gift cards/discounts by submitting a publication using this product:  
[www.novusbio.com/publications](http://www.novusbio.com/publications)

