

Product Datasheet

GALT Antibody (4C11) - Azide and BSA Free H00002592-M01

Unit Size: 0.1 mg

Aliquot and store at -20C or -80C. Avoid freeze-thaw cycles.

www.novusbio.com



technical@novusbio.com

Reviews: 1 Publications: 1

Protocols, Publications, Related Products, Reviews, Research Tools and Images at:
www.novusbio.com/H00002592-M01

Updated 2/21/2025 v.20.1

**Earn rewards for product
reviews and publications.**

Submit a publication at www.novusbio.com/publications

Submit a review at www.novusbio.com/reviews/destination/H00002592-M01



H00002592-M01

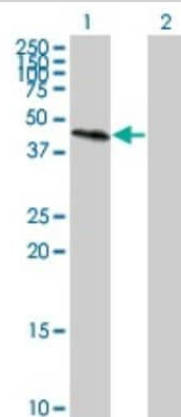
GALT Antibody (4C11) - Azide and BSA Free

Product Information	
Unit Size	0.1 mg
Concentration	Concentrations vary lot to lot. See vial label for concentration. If unlisted please contact technical services.
Storage	Aliquot and store at -20C or -80C. Avoid freeze-thaw cycles.
Clonality	Monoclonal
Clone	4C11
Preservative	No Preservative
Isotype	IgG2a Kappa
Purity	IgG purified
Buffer	In 1x PBS, pH 7.4
Product Description	
Description	Quality control test: Antibody Reactive Against Recombinant Protein.
Host	Mouse
Gene ID	2592
Gene Symbol	GALT
Species	Human, Rat
Reactivity Notes	Rat reactivity reported from customer review.
Specificity/Sensitivity	GALT - galactose-1-phosphate uridylyltransferase
Immunogen	GALT (AAH15045, 1 a.a. ~ 379 a.a) full-length recombinant protein with GST tag. MW of the GST tag alone is 26 KDa. MSRSGTDPQQRQQASEADAAAATFRANDHQHIRYNPLQDEWVLVSAHRMKR PWQQQVEPQLLKTVPRHDPNPLCPGAIRANGEVNPQYDSTFLFDNDFPALQ PDAPSPGPSDHPLFQAKSARGVCKVMCFHPWSDVTLPLMSVPEIRAVVDAWA SVTEELGAQYPWVQIFENKGAMMGCSNPHPHCQVWASSFLPDIAQREERSQ QAYKSQHGEPLLMEYSRQELLRKERLVLTSSEHWLVLPFWATWPYQTLLLP RHVRRLPELTPAERDDLASIMKKLLTKYDNLFETSFYPSMGWHGAPTGSEAGA NWDHWQLHAHYYPLLRSATVRKFMVGYEMLAQAQRDLTPEQAAERLRALPE VHYHLGQKDRETATIA
Notes	This product is produced by and distributed for Abnova, a company based in Taiwan.
Product Application Details	
Applications	Western Blot, ELISA, Immunocytochemistry/ Immunofluorescence, Immunohistochemistry, Immunohistochemistry-Paraffin, Sandwich ELISA
Recommended Dilutions	Western Blot 1:500, ELISA, Immunohistochemistry, Immunocytochemistry/ Immunofluorescence, Immunohistochemistry-Paraffin, Sandwich ELISA
Application Notes	Use in Immunocytochemistry/Immunofluorescence reported in scientific literature (PMID:34964137) Antibody reactivity against cell lysate, transfected lysate and recombinant protein for WB. It has been used for IHC-P and ELISA.

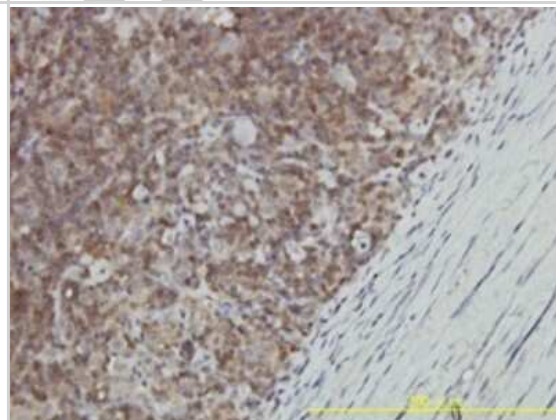


Images

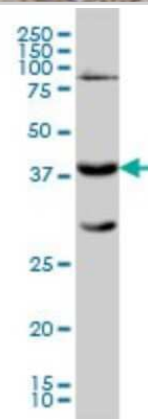
Western Blot: GALT Antibody (4C11) [H00002592-M01] - Analysis of GALT expression in transfected 293T cell line by GALT monoclonal antibody (M01), clone 4C11. Lane 1: GALT transfected lysate(43 KDa). Lane 2: Non-transfected lysate.



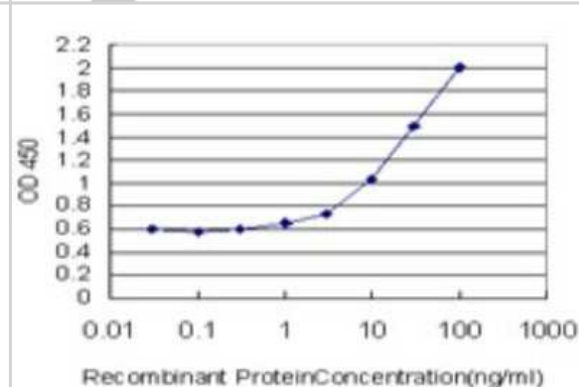
Immunohistochemistry-Paraffin: GALT Antibody (4C11) [H00002592-M01] - Analysis of monoclonal antibody to GALT on formalin-fixed paraffin-embedded human lymphoma tissue. Antibody concentration 1 ug/ml.



Western Blot: GALT Antibody (4C11) [H00002592-M01] - GALT monoclonal antibody (M01), clone 4C11 Analysis of GALT expression in K-562.



Sandwich ELISA: GALT Antibody (4C11) [H00002592-M01] - Detection limit for recombinant GST tagged GALT is approximately 0.3ng/ml as a capture antibody.



Publications

Daenzer JMI, Rasmussen SA, Patel S et al. Neonatal GALT gene replacement offers metabolic and phenotypic correction through early adulthood in a rat model of classic galactosemia Journal of inherited metabolic disease 2021-12-28 [PMID: 34964137] (IF/IHC, WB, ICC/IF, Rat)



Novus Biologicals USA

10730 E. Briarwood Avenue
Centennial, CO 80112
USA
Phone: 303.730.1950
Toll Free: 1.888.506.6887
Fax: 303.730.1966
nb-customerservice@bio-techne.com

Bio-Techne Canada

21 Canmotor Ave
Toronto, ON M8Z 4E6
Canada
Phone: 905.827.6400
Toll Free: 855.668.8722
Fax: 905.827.6402
canada.inquires@bio-techne.com

Bio-Techne Ltd

19 Barton Lane
Abingdon Science Park
Abingdon, OX14 3NB, United Kingdom
Phone: (44) (0) 1235 529449
Free Phone: 0800 37 34 15
Fax: (44) (0) 1235 533420
info.EMEA@bio-techne.com

General Contact Information

www.novusbio.com
Technical Support: nb-technical@bio-techne.com
Orders: nb-customerservice@bio-techne.com
General: novus@novusbio.com

Products Related to H00002592-M01

HAF007	Goat anti-Mouse IgG Secondary Antibody [HRP]
NB720-B	Rabbit anti-Mouse IgG (H+L) Secondary Antibody [Biotin]
NBP1-96981-0.5mg	Mouse IgG2a Kappa Isotype Control (M2AK)
NBP2-23068	Recombinant Human GALT His Protein

Limitations

This product is for research use only and is not approved for use in humans or in clinical diagnosis. Primary Antibodies are guaranteed for 1 year from date of receipt.

For more information on our 100% guarantee, please visit www.novusbio.com/guarantee

Earn gift cards/discounts by submitting a review: www.novusbio.com/reviews/submit/H00002592-M01

Earn gift cards/discounts by submitting a publication using this product:
www.novusbio.com/publications

