

# Product Datasheet

## FRG1 Antibody (4A5) - Azide and BSA Free H00002483-M01

Unit Size: 0.1 mg

Aliquot and store at -20C or -80C. Avoid freeze-thaw cycles.

[www.novusbio.com](http://www.novusbio.com)



[technical@novusbio.com](mailto:technical@novusbio.com)

### Publications: 2

Protocols, Publications, Related Products, Reviews, Research Tools and Images at:  
[www.novusbio.com/H00002483-M01](http://www.novusbio.com/H00002483-M01)

Updated 2/21/2025 v.20.1

Earn rewards for product  
reviews and publications.

Submit a publication at [www.novusbio.com/publications](http://www.novusbio.com/publications)

Submit a review at [www.novusbio.com/reviews/destination/H00002483-M01](http://www.novusbio.com/reviews/destination/H00002483-M01)



**H00002483-M01**

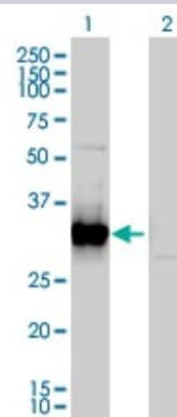
FRG1 Antibody (4A5) - Azide and BSA Free

Product Information	
Unit Size	0.1 mg
Concentration	Concentrations vary lot to lot. See vial label for concentration. If unlisted please contact technical services.
Storage	Aliquot and store at -20C or -80C. Avoid freeze-thaw cycles.
Clonality	Monoclonal
Clone	4A5
Preservative	No Preservative
Isotype	IgG2a Kappa
Purity	IgG purified
Buffer	In 1x PBS, pH 7.4
Product Description	
Description	Quality control test: Antibody Reactive Against Recombinant Protein.
Host	Mouse
Gene ID	2483
Gene Symbol	FRG1
Species	Human, Mouse
Specificity/Sensitivity	FRG1 - FSHD region gene 1
Immunogen	FRG1 (AAH53997, 1 a.a. ~ 258 a.a) full-length recombinant protein with GST tag. MW of the GST tag alone is 26 KDa. MAEYSYVKSTKLVLKGTKSKKKKSKDKKRKREDEETQLDIVGIWWTVTNF GEISGTIAIEMDKGTYIHALDNLFTLGAPHKEVDEGPSPPEQFTAVKLSDSRIA LKSGYGKYLGINSDGLVVGRSDAIGPREQWEPVFQNGKMALLASNSCFIRCNE AGDIEAKSKTAGEEEMIKIRSCAERETKKKDDIPEEDKGNVKQCEINYVKKFQSF QDHKLKISKEDSKILKKARKDGFLLHETLLDRRAKLKADRYCK
Notes	This product is produced by and distributed for Abnova, a company based in Taiwan.
Product Application Details	
Applications	Western Blot, ELISA, Immunocytochemistry/ Immunofluorescence, Immunoprecipitation
Recommended Dilutions	Western Blot 1:500, ELISA, Immunocytochemistry/ Immunofluorescence, Immunoprecipitation
Application Notes	Antibody reactivity against cell lysate, transfected lysate and recombinant protein for WB.

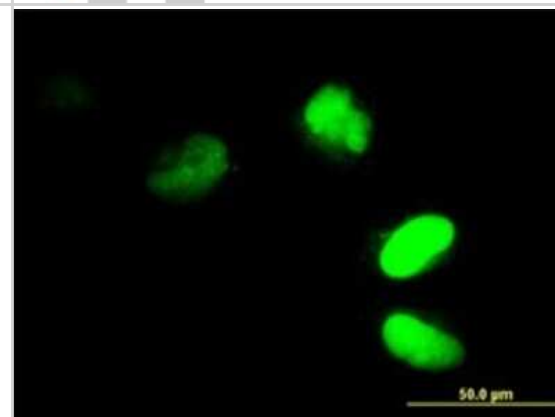


## Images

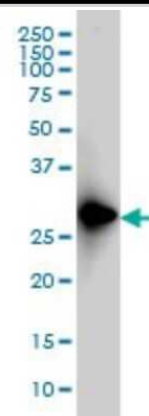
Western Blot: FRG1 Antibody (4A5) [H00002483-M01] - Analysis of FRG1 expression in transfected 293T cell line by FRG1 monoclonal antibody (M01), clone 4A5. Lane 1: FRG1 transfected lysate(29 KDa). Lane 2: Non-transfected lysate.



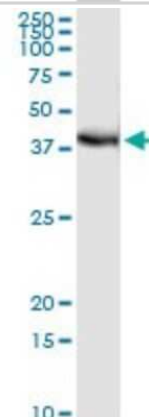
Immunocytochemistry/Immunofluorescence: FRG1 Antibody (4A5) [H00002483-M01] - Analysis of monoclonal antibody to FRG1 on HeLa cell. Antibody concentration 35 ug/ml.



Western Blot: FRG1 Antibody (4A5) [H00002483-M01] - FRG1 monoclonal antibody (M01), clone 4A5 Analysis of FRG1 expression in Hela S3 NE.



Immunoprecipitation: FRG1 Antibody (4A5) [H00002483-M01] - Analysis of FRG1 transfected lysate using anti-FRG1 monoclonal antibody and Protein A Magnetic Bead, and immunoblotted with FRG1 MaxPab rabbit polyclonal antibody.



## Publications

Tiwari A, Pattanaik N, Jaiswal AM, Dixit M. Increased FRG1 expression reduces in vitro cell migration, invasion and angiogenesis, ex vivo supported by reduced expression in tumors Biosci. Rep. 2017-09-25 [PMID: 28947680] (WB, Human)

Wallace LM, Garwick-Coppens SE, Tupler R, Harper SQ. RNA Interference Improves Myopathic Phenotypes in Mice Over-expressing FSHD Region Gene 1 (FRG1). Mol Ther. 2011-07-05 [PMID: 21730972]





### **Novus Biologicals USA**

10730 E. Briarwood Avenue  
Centennial, CO 80112  
USA  
Phone: 303.730.1950  
Toll Free: 1.888.506.6887  
Fax: 303.730.1966  
nb-customerservice@bio-techne.com

### **Bio-Techne Canada**

21 Canmotor Ave  
Toronto, ON M8Z 4E6  
Canada  
Phone: 905.827.6400  
Toll Free: 855.668.8722  
Fax: 905.827.6402  
canada.inquires@bio-techne.com

### **Bio-Techne Ltd**

19 Barton Lane  
Abingdon Science Park  
Abingdon, OX14 3NB, United Kingdom  
Phone: (44) (0) 1235 529449  
Free Phone: 0800 37 34 15  
Fax: (44) (0) 1235 533420  
info.EMEA@bio-techne.com

### **General Contact Information**

[www.novusbio.com](http://www.novusbio.com)  
Technical Support: nb-technical@bio-techne.com  
Orders: nb-customerservice@bio-techne.com  
General: novus@novusbio.com

### **Products Related to H00002483-M01**

HAF007	Goat anti-Mouse IgG Secondary Antibody [HRP]
NB720-B	Rabbit anti-Mouse IgG (H+L) Secondary Antibody [Biotin]
NBP1-96981-0.5mg	Mouse IgG2a Kappa Isotype Control (M2AK)
H00002483-P01-10ug	Recombinant Human FRG1 GST (N-Term) Protein

### **Limitations**

This product is for research use only and is not approved for use in humans or in clinical diagnosis. Primary Antibodies are guaranteed for 1 year from date of receipt.

For more information on our 100% guarantee, please visit [www.novusbio.com/guarantee](http://www.novusbio.com/guarantee)

Earn gift cards/discounts by submitting a review: [www.novusbio.com/reviews/submit/H00002483-M01](http://www.novusbio.com/reviews/submit/H00002483-M01)

Earn gift cards/discounts by submitting a publication using this product:  
[www.novusbio.com/publications](http://www.novusbio.com/publications)

