

Product Datasheet

FoxC2 Antibody (1A8) - Azide and BSA Free H00002303-M04

Unit Size: 0.1 mg

Aliquot and store at -20C or -80C. Avoid freeze-thaw cycles.

www.novusbio.com



technical@novusbio.com

Publications: 1

Protocols, Publications, Related Products, Reviews, Research Tools and Images at:
www.novusbio.com/H00002303-M04

Updated 2/21/2025 v.20.1

Earn rewards for product
reviews and publications.

Submit a publication at www.novusbio.com/publications

Submit a review at www.novusbio.com/reviews/destination/H00002303-M04




H00002303-M04

FoxC2 Antibody (1A8) - Azide and BSA Free


Product Information	
Unit Size	0.1 mg
Concentration	Concentrations vary lot to lot. See vial label for concentration. If unlisted please contact technical services.
Storage	Aliquot and store at -20C or -80C. Avoid freeze-thaw cycles.
Clonality	Monoclonal
Clone	1A8
Preservative	No Preservative
Isotype	IgG2a Kappa
Purity	IgG purified
Buffer	In 1x PBS, pH 7.4
Product Description	
Description	Quality control test: Antibody Reactive Against Recombinant Protein.
Host	Mouse
Gene ID	2303
Gene Symbol	FOXC2
Species	Human, Mouse, Rat
Reactivity Notes	Please note that this antibody is reactive to Mouse and derived from the same host, Mouse. Additional Mouse on Mouse blocking steps may be required for IHC and ICC experiments. Please contact Technical Support for more information.
Specificity/Sensitivity	FOXC2 (1A8)
Immunogen	FOXC2 (NP_005242, 156 a.a. ~ 256 a.a) full length recombinant protein with GST tag. MW of the GST tag alone is 26 KDa. FENGSLRRLRRRRFKKKDVSKEKEERAHLKEPPPAASKGAPATPHLADAPKEAE KKVVIKSEAASPALPVITKVETLSPESALQGSPRSAASTPAGSPDGSL
Notes	This product is produced by and distributed for Abnova, a company based in Taiwan.
Product Application Details	
Applications	Western Blot, ELISA, Sandwich ELISA, Gel Supershift Assay
Recommended Dilutions	Western Blot 1:500, ELISA, Sandwich ELISA, Gel Supershift Assay
Application Notes	Antibody reactivity against cell lysate and recombinant protein for WB. It has also been used for ELISA.

Images


Western Blot: FoxC2 Antibody (1A8) [H00002303-M04] - Analysis of FOXC2 expression in NIH/3T3.




Western Blot: FoxC2 Antibody (1A8) [H00002303-M04] - FOXC2 monoclonal antibody (M04), clone 1A8. Western Blot analysis of FOXC2 expression in PC-12(Cat # L012V1).



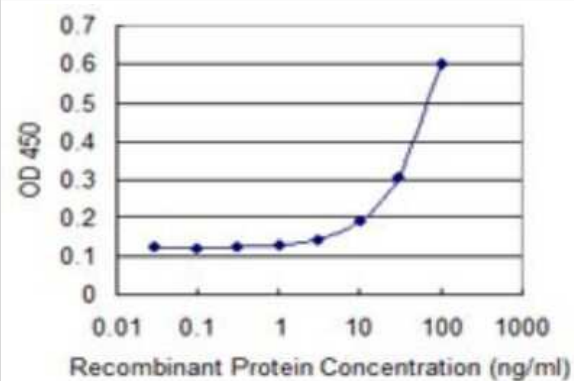
Western Blot: FoxC2 Antibody (1A8) [H00002303-M04] - FOXC2 monoclonal antibody (M04), clone 1A8 Western Blot analysis of FOXC2 expression in K-562 (Cat # L009V1).



Western Blot: FoxC2 Antibody (1A8) [H00002303-M04] - Analysis of FOXC2 expression in 293.



Sandwich ELISA: FoxC2 Antibody (1A8) [H00002303-M04] - Detection limit for recombinant GST tagged FOXC2 is 3 ng/ml as a capture antibody.



Publications

Zhang L, He J, Han B et al. Novel FOXC2 Mutation in Hereditary Distichiasis Impairs DNA-Binding Activity and Transcriptional Activation. *Int J Biol Sci* 2016-08-06 [PMID: 27570485]





Novus Biologicals USA

10730 E. Briarwood Avenue
Centennial, CO 80112
USA
Phone: 303.730.1950
Toll Free: 1.888.506.6887
Fax: 303.730.1966
nb-customerservice@bio-techne.com

Bio-Techne Canada

21 Canmotor Ave
Toronto, ON M8Z 4E6
Canada
Phone: 905.827.6400
Toll Free: 855.668.8722
Fax: 905.827.6402
canada.inquires@bio-techne.com

Bio-Techne Ltd

19 Barton Lane
Abingdon Science Park
Abingdon, OX14 3NB, United Kingdom
Phone: (44) (0) 1235 529449
Free Phone: 0800 37 34 15
Fax: (44) (0) 1235 533420
info.EMEA@bio-techne.com

General Contact Information

www.novusbio.com
Technical Support: nb-technical@bio-techne.com
Orders: nb-customerservice@bio-techne.com
General: novus@novusbio.com

Products Related to H00002303-M04

HAF007	Goat anti-Mouse IgG Secondary Antibody [HRP]
NB720-B	Rabbit anti-Mouse IgG (H+L) Secondary Antibody [Biotin]
NBP1-96981-0.5mg	Mouse IgG2a Kappa Isotype Control (M2AK)
H00002303-P01-10ug	Recombinant Human FoxC2 GST (N-Term) Protein

Limitations

This product is for research use only and is not approved for use in humans or in clinical diagnosis. Primary Antibodies are guaranteed for 1 year from date of receipt.

For more information on our 100% guarantee, please visit www.novusbio.com/guarantee

Earn gift cards/discounts by submitting a review: www.novusbio.com/reviews/submit/H00002303-M04

Earn gift cards/discounts by submitting a publication using this product:
www.novusbio.com/publications

