

Product Datasheet

Fibrinopeptide A Antibody (1D12) - Azide and BSA Free H00002243-M01

Unit Size: 0.1 mg

Aliquot and store at -20C or -80C. Avoid freeze-thaw cycles.

www.novusbio.com



technical@novusbio.com

Protocols, Publications, Related Products, Reviews, Research Tools and Images at:
www.novusbio.com/H00002243-M01

Updated 2/21/2025 v.20.1

Earn rewards for product
reviews and publications.

Submit a publication at www.novusbio.com/publications

Submit a review at www.novusbio.com/reviews/destination/H00002243-M01



H00002243-M01


Fibrinopeptide A Antibody (1D12) - Azide and BSA Free

Product Information	
Unit Size	0.1 mg
Concentration	Concentrations vary lot to lot. See vial label for concentration. If unlisted please contact technical services.
Storage	Aliquot and store at -20C or -80C. Avoid freeze-thaw cycles.
Clonality	Monoclonal
Clone	1D12
Preservative	No Preservative
Isotype	IgG2a Kappa
Purity	IgG purified
Buffer	In 1x PBS, pH 7.4
Product Description	
Description	Quality control test: Antibody Reactive Against Recombinant Protein.
Host	Mouse
Gene ID	2243
Gene Symbol	FGA
Species	Human
Specificity/Sensitivity	FGA - fibrinogen alpha chain (1D12)
Immunogen	FGA (AAH20764, 1 a.a. ~ 218 a.a) full-length recombinant protein with GST tag. MW of the GST tag alone is 26 KDa. MFSMSIVCLVLSVVGTAWTADSGEGDFLAEGGGVRGPRVVERHQSACKDSD WPFCSGEDWNYKCPSGCRMKGLIDEVNQDFTNRINKLKNLSLFEYQKNNKDSH SLTTNIMEILRGDFSSANNRDNTYNRVSEDLRSRIEVLKRKVIEKVTANNLLVAR VTTEETPHLKARAIKWQMRPEVKPIMKEHIAPREAMLNLALSEVSTLLLWGSLP CPPRLS
Notes	This product is produced by and distributed for Abnova, a company based in Taiwan.
Product Application Details	
Applications	Western Blot, ELISA, Immunoprecipitation, Proximity Ligation Assay, Sandwich ELISA
Recommended Dilutions	Western Blot 1:500, ELISA, Immunoprecipitation, Proximity Ligation Assay, Sandwich ELISA
Application Notes	Antibody reactivity against Recombinant Protein with GST tag on ELISA and WB. GST tag alone is used as a negative control.

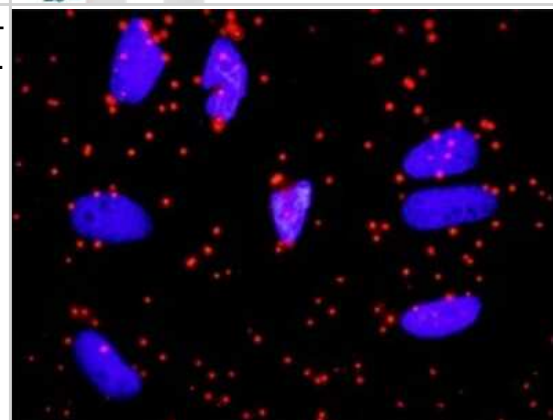


Images

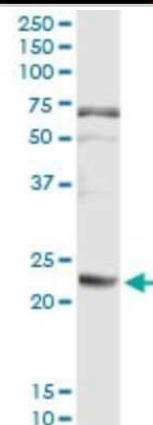
Western Blot: Fibrinopeptide A Antibody (1D12) [H00002243-M01] - Analysis of FGA expression in transfected 293T cell line by FGA monoclonal antibody (M01), clone 1D12. Lane 1: FGA transfected lysate (24.7 KDa). Lane 2: Non-transfected lysate.



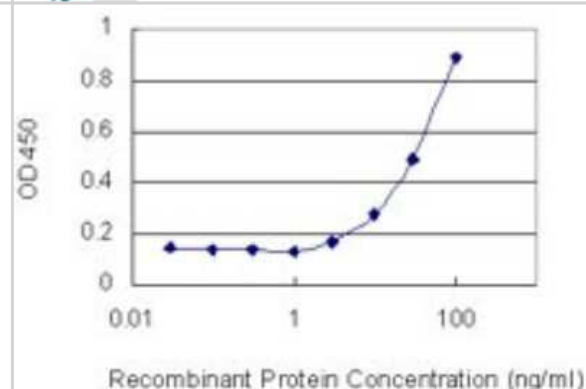
Proximity Ligation Assay: Fibrinopeptide A Antibody (1D12) [H00002243-M01] - Analysis of protein-protein interactions between APOA1 and FGA. HeLa cells were stained with anti-APOA1 rabbit purified polyclonal 1:1200 and anti-FGA mouse monoclonal antibody 1:50. Each red dot represents the detection of protein-protein interaction complex, and nuclei were counterstained with DAPI (blue).



Immunoprecipitation: Fibrinopeptide A Antibody (1D12) [H00002243-M01] - Analysis of FGA transfected lysate using anti-FGA monoclonal antibody and Protein A Magnetic Bead, and immunoblotted with FGA MaxPab rabbit polyclonal antibody.



Sandwich ELISA: Fibrinopeptide A Antibody (1D12) [H00002243-M01] - Detection limit for recombinant GST tagged FGA is 1 ng/ml as a capture antibody.



**Novus Biologicals USA**

10730 E. Briarwood Avenue
Centennial, CO 80112
USA
Phone: 303.730.1950
Toll Free: 1.888.506.6887
Fax: 303.730.1966
nb-customerservice@bio-techne.com

Bio-Techne Canada

21 Canmotor Ave
Toronto, ON M8Z 4E6
Canada
Phone: 905.827.6400
Toll Free: 855.668.8722
Fax: 905.827.6402
canada.inquires@bio-techne.com

Bio-Techne Ltd

19 Barton Lane
Abingdon Science Park
Abingdon, OX14 3NB, United Kingdom
Phone: (44) (0) 1235 529449
Free Phone: 0800 37 34 15
Fax: (44) (0) 1235 533420
info.EMEA@bio-techne.com

General Contact Information

www.novusbio.com
Technical Support: nb-technical@bio-techne.com
Orders: nb-customerservice@bio-techne.com
General: novus@novusbio.com

Products Related to H00002243-M01

HAF007	Goat anti-Mouse IgG Secondary Antibody [HRP]
NB720-B	Rabbit anti-Mouse IgG (H+L) Secondary Antibody [Biotin]
NBP1-96981-0.5mg	Mouse IgG2a Kappa Isotype Control (M2AK)
H00002243-P01-10ug	Recombinant Human Fibrinopeptide A GST (N-Term) Protein

Limitations

This product is for research use only and is not approved for use in humans or in clinical diagnosis. Primary Antibodies are guaranteed for 1 year from date of receipt.

For more information on our 100% guarantee, please visit www.novusbio.com/guarantee

Earn gift cards/discounts by submitting a review: www.novusbio.com/reviews/submit/H00002243-M01

Earn gift cards/discounts by submitting a publication using this product:
www.novusbio.com/publications

