

Product Datasheet

Fc epsilon RI Antibody (2C12-3B6) - Azide and BSA Free H00002205-M01

Unit Size: 0.1 mg

Aliquot and store at -20C or -80C. Avoid freeze-thaw cycles.

www.novusbio.com



technical@novusbio.com

Protocols, Publications, Related Products, Reviews, Research Tools and Images at:
www.novusbio.com/H00002205-M01

Updated 2/21/2025 v.20.1

Earn rewards for product
reviews and publications.

Submit a publication at www.novusbio.com/publications

Submit a review at www.novusbio.com/reviews/destination/H00002205-M01



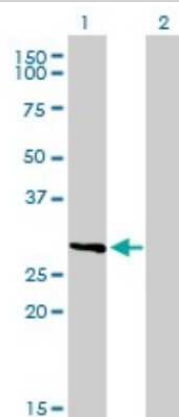
H00002205-M01

Fc epsilon RI Antibody (2C12-3B6) - Azide and BSA Free

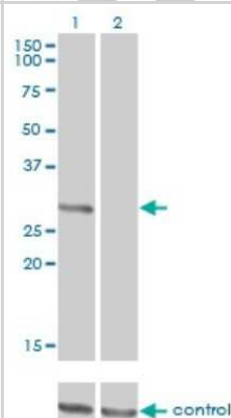
Product Information	
Unit Size	0.1 mg
Concentration	Concentrations vary lot to lot. See vial label for concentration. If unlisted please contact technical services.
Storage	Aliquot and store at -20C or -80C. Avoid freeze-thaw cycles.
Clonality	Monoclonal
Clone	2C12-3B6
Preservative	No Preservative
Isotype	IgG1 Kappa
Purity	IgG purified
Buffer	In 1x PBS, pH 7.4
Product Description	
Description	Quality control test: Antibody Reactive Against Recombinant Protein.
Host	Mouse
Gene ID	2205
Gene Symbol	FCER1A
Species	Human
Specificity/Sensitivity	FCER1A - Fc fragment of IgE, high affinity I, receptor for; alpha polypeptide
Immunogen	FCER1A (AAH05912.1, 1 a.a. ~ 257 a.a) full-length recombinant protein with GST tag. MW of the GST tag alone is 26 KDa. MAPAMESPTLLCVALLFFAPDGVLAVPQKPKVSLNPPWNRIFKGENVTLCNG NNFFEVSSTKWFHNGSLSEETNSSLNIVNAKFEDSGEYKCQHQQVNESEPVYL EVFSDWLLLQASAEVVMEGQPLFLRCHGWRNWDVYKVIYYKDGEALKYWYE NHNISITNATVEDSGTYCTGKVWQLDYESEPLNITVIKAPREKYWLQFFIPLL VILFAVDTGLFISTQQQVTFLLKIKRTRKGFRLNPHPKPNPKNN
Notes	This product is produced by and distributed for Abnova, a company based in Taiwan.
Product Application Details	
Applications	Western Blot, ELISA, Sandwich ELISA, Knockdown Validated
Recommended Dilutions	Western Blot 1:500, ELISA, Sandwich ELISA, Knockdown Validated
Application Notes	Antibody reactivity against cell lysate and recombinant protein for WB. It has also been used for ELISA and RNAi Validation.

Images

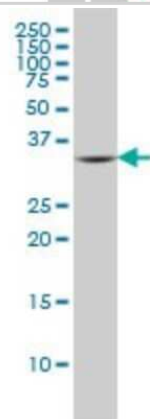
Western Blot: Fc epsilon RI Antibody (2C12-3B6) [H00002205-M01] - Analysis of FCER1A expression in transfected 293T cell line by FCER1A monoclonal antibody (M01), clone 2C12-3B6. Lane 1: FCER1A transfected lysate(29.6 KDa). Lane 2: Non-transfected lysate.



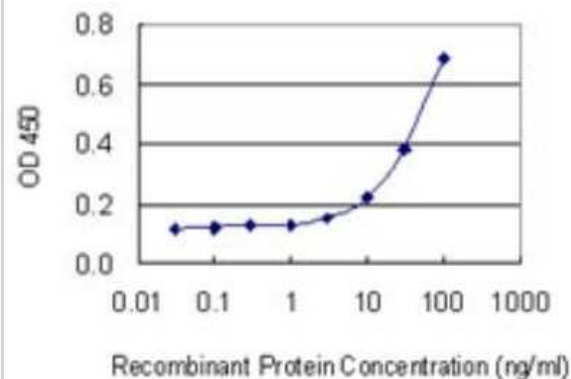
Western Blot: Fc epsilon RI Antibody (2C12-3B6) [H00002205-M01] - Analysis of FCER1A over-expressed 293 cell line, cotransfected with FCER1A Validated Chimera RNAi (Cat # H00002205-R01V) (Lane 2) or non-transfected control (Lane 1). Blot probed with FCER1A monoclonal antibody (M01), clone 2C12-3B6 (Cat # H00002205-M01). GAPDH (36.1 kDa) used as specificity and loading control.



Western Blot: Fc epsilon RI Antibody (2C12-3B6) [H00002205-M01] - FCER1A monoclonal antibody (M01), clone 2C12-3B6 Analysis of FCER1A expression in A-549.



Sandwich ELISA: Fc epsilon RI Antibody (2C12-3B6) [H00002205-M01] - Detection limit for recombinant GST tagged FCER1A is 1 ng/ml as a capture antibody.





Novus Biologicals USA

10730 E. Briarwood Avenue
Centennial, CO 80112
USA
Phone: 303.730.1950
Toll Free: 1.888.506.6887
Fax: 303.730.1966
nb-customerservice@bio-techne.com

Bio-Techne Canada

21 Canmotor Ave
Toronto, ON M8Z 4E6
Canada
Phone: 905.827.6400
Toll Free: 855.668.8722
Fax: 905.827.6402
canada.inquires@bio-techne.com

Bio-Techne Ltd

19 Barton Lane
Abingdon Science Park
Abingdon, OX14 3NB, United Kingdom
Phone: (44) (0) 1235 529449
Free Phone: 0800 37 34 15
Fax: (44) (0) 1235 533420
info.EMEA@bio-techne.com

General Contact Information

www.novusbio.com
Technical Support: nb-technical@bio-techne.com
Orders: nb-customerservice@bio-techne.com
General: novus@novusbio.com

Products Related to H00002205-M01

HAF007	Goat anti-Mouse IgG Secondary Antibody [HRP]
NB720-B	Rabbit anti-Mouse IgG (H+L) Secondary Antibody [Biotin]
NBP1-43319-0.5mg	Mouse IgG1 Kappa Isotype Control (P3.6.2.8.1)
NBP2-23043	Recombinant Human Fc epsilon RI His Protein

Limitations

This product is for research use only and is not approved for use in humans or in clinical diagnosis. Primary Antibodies are guaranteed for 1 year from date of receipt.

For more information on our 100% guarantee, please visit www.novusbio.com/guarantee

Earn gift cards/discounts by submitting a review: www.novusbio.com/reviews/submit/H00002205-M01

Earn gift cards/discounts by submitting a publication using this product:
www.novusbio.com/publications

