

Product Datasheet

Exostodin 1 Antibody - Azide and BSA Free H00002131-D01P

Unit Size: 0.1 mg

Aliquot and store at -20C or -80C. Avoid freeze-thaw cycles.

www.novusbio.com



technical@novusbio.com

Publications: 1

Protocols, Publications, Related Products, Reviews, Research Tools and Images at:
www.novusbio.com/H00002131-D01P

Updated 2/21/2025 v.20.1

Earn rewards for product
reviews and publications.

Submit a publication at www.novusbio.com/publications

Submit a review at www.novusbio.com/reviews/destination/H00002131-D01P



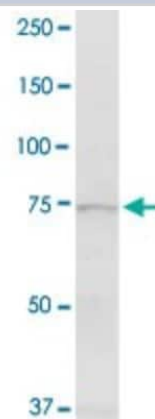
H00002131-D01P

Exostosin 1 Antibody - Azide and BSA Free

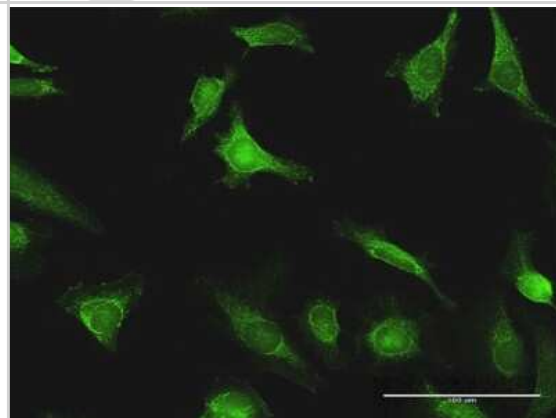
Product Information	
Unit Size	0.1 mg
Concentration	Concentrations vary lot to lot. See vial label for concentration. If unlisted please contact technical services.
Storage	Aliquot and store at -20C or -80C. Avoid freeze-thaw cycles.
Clonality	Polyclonal
Preservative	No Preservative
Isotype	IgG
Purity	Protein A purified
Buffer	PBS (pH 7.4)
Product Description	
Description	Quality control test: Antibody reactive against mammalian transfected lysate.
Host	Rabbit
Gene ID	2131
Gene Symbol	EXT1
Species	Human
Specificity/Sensitivity	EXT1 - exostoses (multiple) 1,
Immunogen	EXT1 (NP_000118.2, 1 a.a. - 746 a.a.) full-length human protein. MQAKKRYFILLSAGSCLALLFYFGGLQFRASRSHSRREEHSGRNLHHPSPDH FWPRFPDALRPFVPWDQLENESSVHISPRQKR DANSSIIYKGGKCRMESCFD FTLCKKNGFKVYVYPQQKGEKIAESYQNILAAIEGSRFYTS DPSQACLFVLSLDT LDRDQLSPQYVHNLRSKVQSLHLWNNGRNHLIFNL YSGTWPDYTEDVGFDIG QAMLAKASISTENFRPNFDV/SIPLFSKDHPRGTGGERGFLKFNTIPPLRKYMLVFK GKRYLTGIGSDTRNALYHVHNGEDVLLTTCKH GKDWQKHKDSRC DRDNTEY EKYDYREMLHNATFCLVPRGRRLGSRFLEALQAACVPVMLSNGWELPFSEVI NWNQAAVIGDERLLLQIPSTIRSIHQDKILALRQQTQFLWEAYFSSVEKIVLTLEI IQDRIFKHISRNSLIWNKHPGGLFVLPQYSSYLGD FPPYYANLGLKPPSKFTAVI HAVTPLVSQSQPVLKLLVAAAKSQYCAQIIVLWNC DKPLPAKHRWPATAVPV VIEGESKVMSSRFLPYDNIITDAVLSLDEDTV LSTTEVDFAFTVWQSFPERIVGY PARSHFWDNSKERWGYTSKWTNDYSMVL TGAAIYHKYYHYLYSHYLPASLKN MVDQLANCEDILMNFLVSAVTKLPPIKVTQKKQYKETMMGQTSRASRWADPD HFAQRQSCMNTFASWFGYMPLIHSQMRLDPVLFKDQVSILRKKYRDIERL
Notes	This product is produced by and distributed for Abnova, a company based in Taiwan.
Product Application Details	
Applications	Western Blot, Immunocytochemistry/ Immunofluorescence
Recommended Dilutions	Western Blot, Immunocytochemistry/ Immunofluorescence
Application Notes	Antibody reactivity against Recombinant Protein with GST tag on ELISA and WB and also on transfected lysate in WB. GST tag alone is used as a negative control.

Images

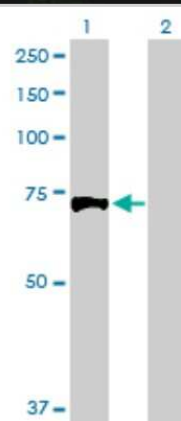
Western Blot: Exostosin 1 Antibody [H00002131-D01P] - Analysis of EXT1 expression in human liver.



Immunocytochemistry/Immunofluorescence: Exostosin 1 Antibody [H00002131-D01P] - Analysis of antibody to EXT1 on HeLa cell. Antibody concentration 10 ug/ml.



Western Blot: Exostosin 1 Antibody [H00002131-D01P] - Analysis of EXT1 expression in transfected 293T cell line by EXT1 polyclonal antibody. Lane 1: EXT1 transfected lysate (86.30 KDa). Lane 2: Non-transfected lysate.



Publications

Tian Chen, Yan Rengna, Wen Shuzhen et al. A splice mutation and mRNA decay of EXT2 provoke hereditary multiple exostoses. PLoS One. 2014-04-11 [PMID: 24728384] (WB)



Novus Biologicals USA

10730 E. Briarwood Avenue
Centennial, CO 80112
USA
Phone: 303.730.1950
Toll Free: 1.888.506.6887
Fax: 303.730.1966
nb-customerservice@bio-techne.com

Bio-Techne Canada

21 Canmotor Ave
Toronto, ON M8Z 4E6
Canada
Phone: 905.827.6400
Toll Free: 855.668.8722
Fax: 905.827.6402
canada.inquires@bio-techne.com

Bio-Techne Ltd

19 Barton Lane
Abingdon Science Park
Abingdon, OX14 3NB, United Kingdom
Phone: (44) (0) 1235 529449
Free Phone: 0800 37 34 15
Fax: (44) (0) 1235 533420
info.EMEA@bio-techne.com

General Contact Information

www.novusbio.com
Technical Support: nb-technical@bio-techne.com
Orders: nb-customerservice@bio-techne.com
General: novus@novusbio.com

Products Related to H00002131-D01P

HAF008	Goat anti-Rabbit IgG Secondary Antibody [HRP]
NB7160	Goat anti-Rabbit IgG (H+L) Secondary Antibody [HRP]
NBP2-24891	Rabbit IgG Isotype Control
NBP1-91875PEP	Exostosin 1 Recombinant Protein Antigen

Limitations

This product is for research use only and is not approved for use in humans or in clinical diagnosis. Primary Antibodies are guaranteed for 1 year from date of receipt.

For more information on our 100% guarantee, please visit www.novusbio.com/guarantee

Earn gift cards/discounts by submitting a review: www.novusbio.com/reviews/submit/H00002131-D01P

Earn gift cards/discounts by submitting a publication using this product:
www.novusbio.com/publications

