

# Product Datasheet

## EPB41 Antibody (3D9) - Azide and BSA Free H00002035-M01

Unit Size: 0.1 mg

Aliquot and store at -20C or -80C. Avoid freeze-thaw cycles.

[www.novusbio.com](http://www.novusbio.com)



[technical@novusbio.com](mailto:technical@novusbio.com)

Protocols, Publications, Related Products, Reviews, Research Tools and Images at:  
[www.novusbio.com/H00002035-M01](http://www.novusbio.com/H00002035-M01)

Updated 2/21/2025 v.20.1

Earn rewards for product  
reviews and publications.

Submit a publication at [www.novusbio.com/publications](http://www.novusbio.com/publications)

Submit a review at [www.novusbio.com/reviews/destination/H00002035-M01](http://www.novusbio.com/reviews/destination/H00002035-M01)



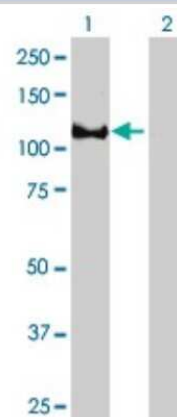
**H00002035-M01**

EPB41 Antibody (3D9) - Azide and BSA Free

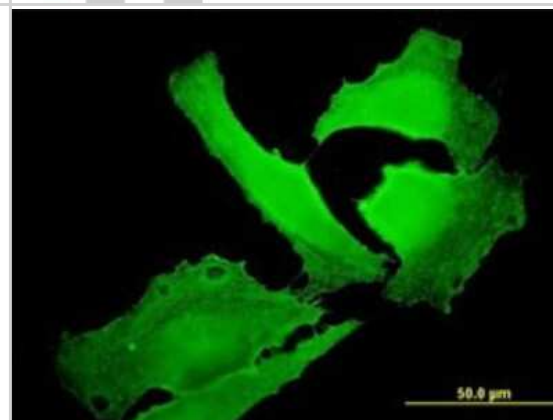
| Product Information         |  |
|-----------------------------|--|
| Unit Size                   | 0.1 mg   |
| Concentration               | Concentrations vary lot to lot. See vial label for concentration. If unlisted please contact technical services.   |
| Storage                     | Aliquot and store at -20C or -80C. Avoid freeze-thaw cycles.   |
| Clonality                   | Monoclonal   |
| Clone                       | 3D9  |
| Preservative                | No Preservative  |
| Isotype                     | IgG1 Kappa   |
| Purity                      | IgG purified   |
| Buffer                      | In 1x PBS, pH 7.4  |
| Product Description         |  |
| Description                 | Quality control test: Antibody Reactive Against Recombinant Protein.   |
| Host                        | Mouse  |
| Gene ID                     | 2035   |
| Gene Symbol                 | EPB41  |
| Species                     | Human  |
| Specificity/Sensitivity     | EPB41 - erythrocyte membrane protein band 4.1 (elliptocytosis 1, RH-linked)  |
| Immunogen                   | EPB41 (AAH39079, 116 a.a. ~ 225 a.a) partial recombinant protein with GST tag. MW of the GST tag alone is 26 KDa.<br>IEFGTSLDEEIIILKAPIAAPEPELKTDPSSLHLSSAETQPAQEELREDPDFEIKE<br>GEGLEECISKIEVKEESPQSKAETELKASQKPIRKHRNMHCKVSLDDTVYECV |
| Notes                       | This product is produced by and distributed for Abnova, a company based in Taiwan.   |
| Product Application Details |  |
| Applications                | Western Blot, ELISA, Immunocytochemistry/ Immunofluorescence, Immunohistochemistry, Immunohistochemistry-Paraffin, Sandwich ELISA  |
| Recommended Dilutions       | Western Blot 1:500, ELISA, Immunohistochemistry, Immunocytochemistry/ Immunofluorescence, Immunohistochemistry-Paraffin, Sandwich ELISA  |
| Application Notes           | Antibody reactivity against transfected lysate for WB. It has been used for IHC-P, IF and ELISA.   |

## Images

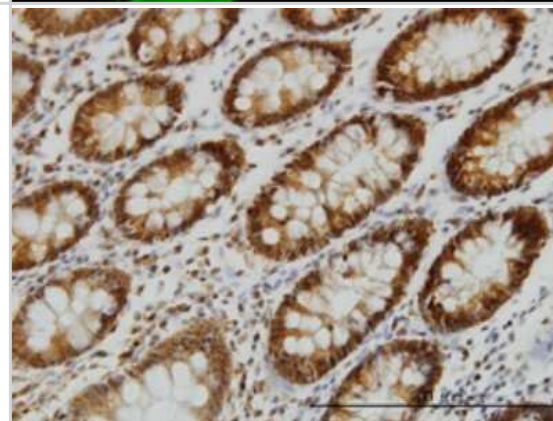
Western Blot: EPB41 Antibody (3D9) [H00002035-M01] - Analysis of EPB41 expression in transfected 293T cell line by EPB41 monoclonal antibody (M01), clone 3D9. Lane 1: EPB41 transfected lysate(81 KDa). Lane 2: Non-transfected lysate.



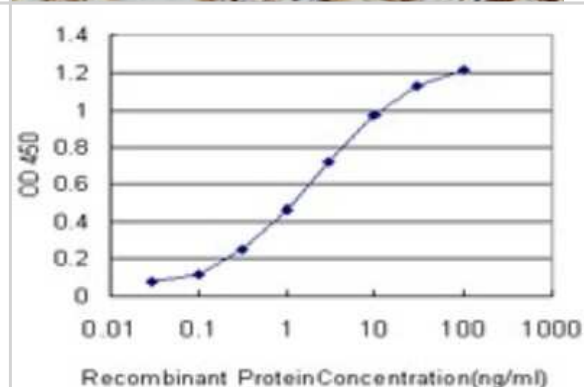
Immunocytochemistry/Immunofluorescence: EPB41 Antibody (3D9) [H00002035-M01] - Analysis of monoclonal antibody to EPB41 on HeLa cell. Antibody concentration 10 ug/ml.



Immunohistochemistry-Paraffin: EPB41 Antibody (3D9) [H00002035-M01] - Analysis of monoclonal antibody to EPB41 on formalin-fixed paraffin-embedded human colon. Antibody concentration 3 ug/ml.



Sandwich ELISA: EPB41 Antibody (3D9) [H00002035-M01] - Detection limit for recombinant GST tagged EPB41 is approximately 0.03ng/ml as a capture antibody.





### **Novus Biologicals USA**

10730 E. Briarwood Avenue  
Centennial, CO 80112  
USA  
Phone: 303.730.1950  
Toll Free: 1.888.506.6887  
Fax: 303.730.1966  
nb-customerservice@bio-techne.com

### **Bio-Techne Canada**

21 Canmotor Ave  
Toronto, ON M8Z 4E6  
Canada  
Phone: 905.827.6400  
Toll Free: 855.668.8722  
Fax: 905.827.6402  
canada.inquires@bio-techne.com

### **Bio-Techne Ltd**

19 Barton Lane  
Abingdon Science Park  
Abingdon, OX14 3NB, United Kingdom  
Phone: (44) (0) 1235 529449  
Free Phone: 0800 37 34 15  
Fax: (44) (0) 1235 533420  
info.EMEA@bio-techne.com

### **General Contact Information**

www.novusbio.com  
Technical Support: nb-technical@bio-techne.com  
Orders: nb-customerservice@bio-techne.com  
General: novus@novusbio.com

### **Products Related to H00002035-M01**

---

|                  |   |
|------------------|---|
| HAF007           | Goat anti-Mouse IgG Secondary Antibody [HRP]            |
| NB720-B          | Rabbit anti-Mouse IgG (H+L) Secondary Antibody [Biotin] |
| NBP1-43319-0.5mg | Mouse IgG1 Kappa Isotype Control (P3.6.2.8.1)           |
| NBP2-55092PEP    | EPB41 Recombinant Protein Antigen                       |

---

### **Limitations**

This product is for research use only and is not approved for use in humans or in clinical diagnosis. Primary Antibodies are guaranteed for 1 year from date of receipt.

For more information on our 100% guarantee, please visit [www.novusbio.com/guarantee](http://www.novusbio.com/guarantee)

Earn gift cards/discounts by submitting a review: [www.novusbio.com/reviews/submit/H00002035-M01](http://www.novusbio.com/reviews/submit/H00002035-M01)

Earn gift cards/discounts by submitting a publication using this product:  
[www.novusbio.com/publications](http://www.novusbio.com/publications)

