

Product Datasheet

eIF4G1 Antibody (3A10) - Azide and BSA Free H00001981-M01

Unit Size: 0.1 mg

Aliquot and store at -20C or -80C. Avoid freeze-thaw cycles.

www.novusbio.com



technical@novusbio.com

Protocols, Publications, Related Products, Reviews, Research Tools and Images at:
www.novusbio.com/H00001981-M01

Updated 2/21/2025 v.20.1

Earn rewards for product
reviews and publications.

Submit a publication at www.novusbio.com/publications

Submit a review at www.novusbio.com/reviews/destination/H00001981-M01



H00001981-M01


eIF4G1 Antibody (3A10) - Azide and BSA Free

| Product Information | |
|-----------------------------|---|
| Unit Size | 0.1 mg |
| Concentration | Concentrations vary lot to lot. See vial label for concentration. If unlisted please contact technical services. |
| Storage | Aliquot and store at -20C or -80C. Avoid freeze-thaw cycles. |
| Clonality | Monoclonal |
| Clone | 3A10 |
| Preservative | No Preservative |
| Isotype | IgG2a Kappa |
| Purity | IgG purified |
| Buffer | In 1x PBS, pH 7.4 |
| Product Description | |
| Description | Quality control test: Antibody Reactive Against Recombinant Protein. |
| Host | Mouse |
| Gene ID | 1981 |
| Gene Symbol | EIF4G1 |
| Species | Human, Mouse |
| Reactivity Notes | Please note that this antibody is reactive to Mouse and derived from the same host, Mouse. Additional Mouse on Mouse blocking steps may be required for IHC and ICC experiments. Please contact Technical Support for more information. |
| Specificity/Sensitivity | EIF4G1 - eukaryotic translation initiation factor 4 gamma, 1 (3A10) |
| Immunogen | EIF4G1 (NP_886553, 1500 a.a. ~ 1599 a.a) partial recombinant protein with GST tag. MW of the GST tag alone is 26 KDa. DVAVLKARAKLLQKYLCDQKELQALYALQALVVTLEQPPNLLRMFFDALYDED VVKEDAFYSWESSKDPAEQQGKGVALKSVTAFFKWLREAEESDHN |
| Notes | This product is produced by and distributed for Abnova, a company based in Taiwan. |
| Product Application Details | |
| Applications | Western Blot, ELISA |
| Recommended Dilutions | Western Blot 1:500, ELISA |
| Application Notes | Antibody reactivity against cell lysate and recombinant protein for WB. It has also been used for ELISA. |




Images

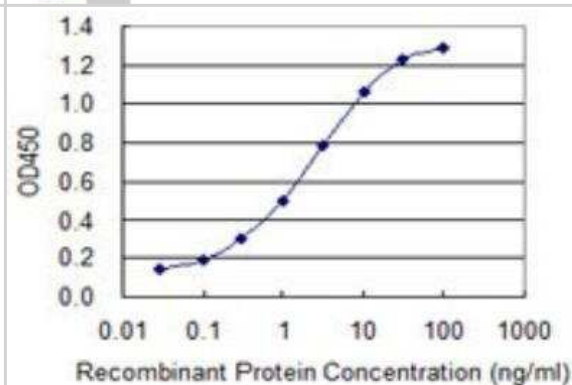
Western Blot: eIF4G1 Antibody (3A10) [H00001981-M01] - EIF4G1 monoclonal antibody (M01), clone 3A10. Analysis of EIF4G1 expression in NIH/3T3.



Western Blot: eIF4G1 Antibody (3A10) [H00001981-M01] - EIF4G1 monoclonal antibody (M01), clone 3A10. Analysis of EIF4G1 expression in IMR-32.



ELISA: eIF4G1 Antibody (3A10) [H00001981-M01] - Detection limit for recombinant GST tagged EIF4G1 is 0.03 ng/ml as a capture antibody.





Novus Biologicals USA

10730 E. Briarwood Avenue
Centennial, CO 80112
USA
Phone: 303.730.1950
Toll Free: 1.888.506.6887
Fax: 303.730.1966
nb-customerservice@bio-techne.com

Bio-Techne Canada

21 Canmotor Ave
Toronto, ON M8Z 4E6
Canada
Phone: 905.827.6400
Toll Free: 855.668.8722
Fax: 905.827.6402
canada.inquires@bio-techne.com

Bio-Techne Ltd

19 Barton Lane
Abingdon Science Park
Abingdon, OX14 3NB, United Kingdom
Phone: (44) (0) 1235 529449
Free Phone: 0800 37 34 15
Fax: (44) (0) 1235 533420
info.EMEA@bio-techne.com

General Contact Information

www.novusbio.com
Technical Support: nb-technical@bio-techne.com
Orders: nb-customerservice@bio-techne.com
General: novus@novusbio.com

Products Related to H00001981-M01

| | |
|------------------|---|
| HAF007 | Goat anti-Mouse IgG Secondary Antibody [HRP] |
| NB720-B | Rabbit anti-Mouse IgG (H+L) Secondary Antibody [Biotin] |
| NBP1-96981-0.5mg | Mouse IgG2a Kappa Isotype Control (M2AK) |
| NBP1-84868PEP | eIF4G1 Recombinant Protein Antigen |

Limitations

This product is for research use only and is not approved for use in humans or in clinical diagnosis. Primary Antibodies are guaranteed for 1 year from date of receipt.

For more information on our 100% guarantee, please visit www.novusbio.com/guarantee

Earn gift cards/discounts by submitting a review: www.novusbio.com/reviews/submit/H00001981-M01

Earn gift cards/discounts by submitting a publication using this product:
www.novusbio.com/publications

