

# Product Datasheet

## DUSP5 Antibody (2F3) - Azide and BSA Free H00001847-M04

Unit Size: 0.1 mg

Aliquot and store at -20C or -80C. Avoid freeze-thaw cycles.

[www.novusbio.com](http://www.novusbio.com)



[technical@novusbio.com](mailto:technical@novusbio.com)

### Publications: 1

Protocols, Publications, Related Products, Reviews, Research Tools and Images at:  
[www.novusbio.com/H00001847-M04](http://www.novusbio.com/H00001847-M04)

Updated 2/21/2025 v.20.1

Earn rewards for product  
reviews and publications.

Submit a publication at [www.novusbio.com/publications](http://www.novusbio.com/publications)

Submit a review at [www.novusbio.com/reviews/destination/H00001847-M04](http://www.novusbio.com/reviews/destination/H00001847-M04)



**H00001847-M04**

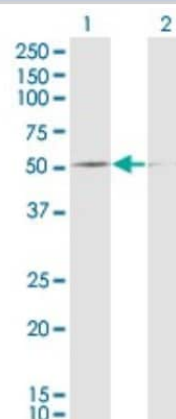
DUSP5 Antibody (2F3) - Azide and BSA Free

Product Information	
Unit Size	0.1 mg
Concentration	Concentrations vary lot to lot. See vial label for concentration. If unlisted please contact technical services.
Storage	Aliquot and store at -20C or -80C. Avoid freeze-thaw cycles.
Clonality	Monoclonal
Clone	2F3
Preservative	No Preservative
Isotype	IgG2b Kappa
Purity	IgG purified
Buffer	In 1x PBS, pH 7.4
Product Description	
Description	Quality control test: Antibody Reactive Against Recombinant Protein.
Host	Mouse
Gene ID	1847
Gene Symbol	DUSP5
Species	Human, Rat
Reactivity Notes	Rat reported in scientific literature (PMID: 25397684).
Specificity/Sensitivity	DUSP5 - dual specificity phosphatase 5
Immunogen	DUSP5 (NP_004410, 286 a.a. ~ 384 a.a) partial recombinant protein with GST tag. MW of the GST tag alone is 26 KDa. LKEAFDYIKQRRSMVSPNFGFMGQLLQYESEILPSTPNPQPPSCQGEAAGSSLI GHLQTLSPDMQGAYCTFPASVLAPVPTHSTVSELSRSPVATATSC
Notes	This product is produced by and distributed for Abnova, a company based in Taiwan.
Product Application Details	
Applications	Western Blot, ELISA, Immunocytochemistry/ Immunofluorescence
Recommended Dilutions	Western Blot 1:500, ELISA, Immunocytochemistry/ Immunofluorescence 1:10-1:500
Application Notes	Antibody reactivity against cell lysate and recombinant protein for WB. It has also been used for IF and ELISA.

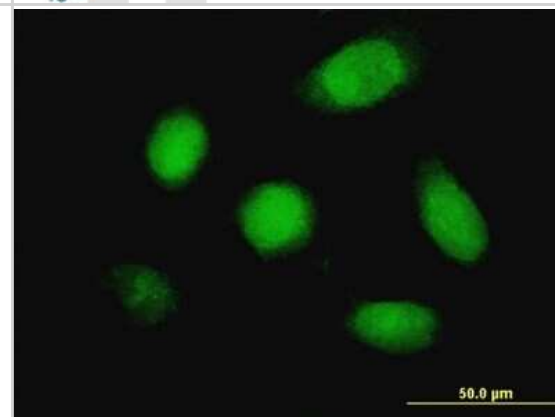


## Images


Western Blot: DUSP5 Antibody (2F3) [H00001847-M04] - Analysis of DUSP5 expression in transfected 293T cell line by DUSP5 monoclonal antibody (M04), clone 2F3. Lane 1: DUSP5 transfected lysate (Predicted MW: 42.1 KDa). Lane 2: Non-transfected lysate.



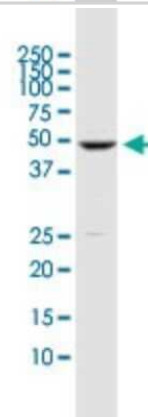
Immunocytochemistry/Immunofluorescence: DUSP5 Antibody (2F3) [H00001847-M04] - Analysis of monoclonal antibody to DUSP5 on HeLa cell. Antibody concentration 10 ug/ml



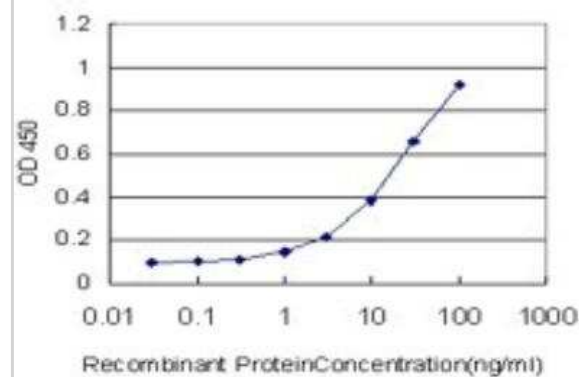
Western Blot: DUSP5 Antibody (2F3) [H00001847-M04] - Western Blot analysis of DUSP5 expression in PC-12 ( Cat # L012V1 ).



Western Blot: DUSP5 Antibody (2F3) [H00001847-M04] - Analysis of DUSP5 expression in K-562 (Cat # L009V1).



ELISA: DUSP5 Antibody (2F3) [H00001847-M04] - Detection limit for recombinant GST tagged DUSP5 is approximately 1ng/ml as a capture antibody.



## Publications

Fan Fan, Geurts Aron M, Pabbidi Mallikarjuna R et al. Zinc-finger nuclease knockout of dual-specificity protein phosphatase-5 enhances the myogenic response and autoregulation of cerebral blood flow in FHH.1BN rats. PLoS One. 2014-11-14 [PMID: 25397684] (WB, Rat)



### **Novus Biologicals USA**

10730 E. Briarwood Avenue  
Centennial, CO 80112  
USA  
Phone: 303.730.1950  
Toll Free: 1.888.506.6887  
Fax: 303.730.1966  
nb-customerservice@bio-techne.com

### **Bio-Techne Canada**

21 Canmotor Ave  
Toronto, ON M8Z 4E6  
Canada  
Phone: 905.827.6400  
Toll Free: 855.668.8722  
Fax: 905.827.6402  
canada.inquires@bio-techne.com

### **Bio-Techne Ltd**

19 Barton Lane  
Abingdon Science Park  
Abingdon, OX14 3NB, United Kingdom  
Phone: (44) (0) 1235 529449  
Free Phone: 0800 37 34 15  
Fax: (44) (0) 1235 533420  
info.EMEA@bio-techne.com

### **General Contact Information**

www.novusbio.com  
Technical Support: nb-technical@bio-techne.com  
Orders: nb-customerservice@bio-techne.com  
General: novus@novusbio.com

### **Products Related to H00001847-M04**

HAF007	Goat anti-Mouse IgG Secondary Antibody [HRP]
NB720-B	Rabbit anti-Mouse IgG (H+L) Secondary Antibody [Biotin]
NBP1-43317-0.5mg	Mouse IgG2b Kappa Light Chain Isotype Control (MG2b)
H00001847-Q01-10ug	Recombinant Human DUSP5 GST (N-Term) Protein

### **Limitations**

This product is for research use only and is not approved for use in humans or in clinical diagnosis. Primary Antibodies are guaranteed for 1 year from date of receipt.

For more information on our 100% guarantee, please visit [www.novusbio.com/guarantee](http://www.novusbio.com/guarantee)

Earn gift cards/discounts by submitting a review: [www.novusbio.com/reviews/submit/H00001847-M04](http://www.novusbio.com/reviews/submit/H00001847-M04)

Earn gift cards/discounts by submitting a publication using this product:  
[www.novusbio.com/publications](http://www.novusbio.com/publications)

