

Product Datasheet

CLK3 Antibody (5B2) - Azide and BSA Free H00001198-M04

Unit Size: 0.1 mg

Aliquot and store at -20C or -80C. Avoid freeze-thaw cycles.

www.novusbio.com



technical@novusbio.com

Protocols, Publications, Related Products, Reviews, Research Tools and Images at:
www.novusbio.com/H00001198-M04

Updated 2/21/2025 v.20.1

Earn rewards for product
reviews and publications.

Submit a publication at www.novusbio.com/publications

Submit a review at www.novusbio.com/reviews/destination/H00001198-M04

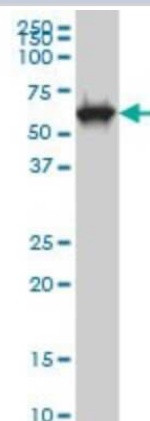


H00001198-M04**CLK3 Antibody (5B2) - Azide and BSA Free**

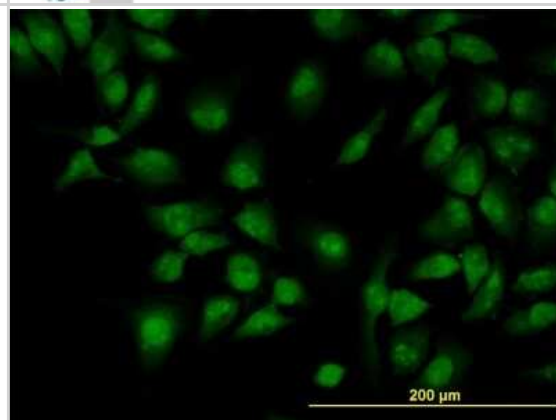
Product Information	
Unit Size	0.1 mg
Concentration	Concentrations vary lot to lot. See vial label for concentration. If unlisted please contact technical services.
Storage	Aliquot and store at -20C or -80C. Avoid freeze-thaw cycles.
Clonality	Monoclonal
Clone	5B2
Preservative	No Preservative
Isotype	IgG2b Kappa
Purity	IgG purified
Buffer	In 1x PBS, pH 7.4
Product Description	
Description	Quality control test: Antibody Reactive Against Recombinant Protein.
Host	Mouse
Gene ID	1198
Gene Symbol	CLK3
Species	Human
Specificity/Sensitivity	CLK3 - CDC-like kinase 3
Immunogen	CLK3 (AAH02555, 36 a.a. ~ 136 a.a) partial recombinant protein with GST tag. MW of the GST tag alone is 26 KDa. YPSRREPPRRSRSRSHDRLPYQRRYRERRDSDTYRCEERSPSFGEDYYGP SRSRHRRRSRERGPYRTRKHAHHCHKRRTRSCSSASSRSQQSSKRSSRSV
Notes	This product is produced by and distributed for Abnova, a company based in Taiwan.
Product Application Details	
Applications	Western Blot, ELISA, Immunocytochemistry/ Immunofluorescence, Immunohistochemistry, Immunohistochemistry-Paraffin
Recommended Dilutions	Western Blot 1:500, ELISA, Immunohistochemistry, Immunocytochemistry/ Immunofluorescence, Immunohistochemistry-Paraffin
Application Notes	Antibody reactivity against cell lysate and recombinant protein for WB. It has also been used for IF, IHC-P and ELISA.

Images

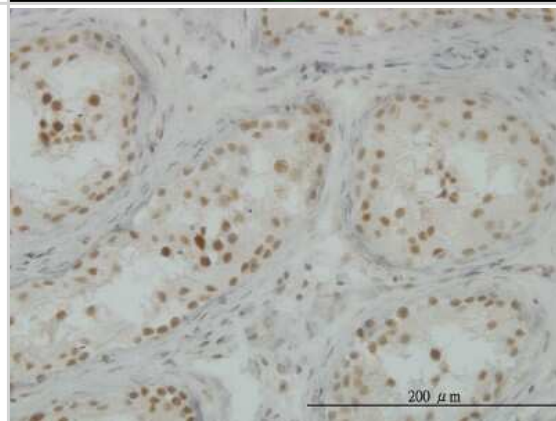
Western Blot: CLK3 Antibody (5B2) [H00001198-M04] - Analysis of CLK3 expression in MCF-7 (Cat # L046V1).



Immunocytochemistry/Immunofluorescence: CLK3 Antibody (5B2) [H00001198-M04] - Analysis of monoclonal antibody to CLK3 on HeLa cell. Antibody concentration 10 ug/ml



Immunohistochemistry-Paraffin: CLK3 Antibody (5B2) [H00001198-M04] - Analysis of monoclonal antibody to CLK3 on formalin-fixed paraffin-embedded human testis. Antibody concentration 1.5 ug/ml





Novus Biologicals USA

10730 E. Briarwood Avenue
Centennial, CO 80112
USA
Phone: 303.730.1950
Toll Free: 1.888.506.6887
Fax: 303.730.1966
nb-customerservice@bio-techne.com

Bio-Techne Canada

21 Canmotor Ave
Toronto, ON M8Z 4E6
Canada
Phone: 905.827.6400
Toll Free: 855.668.8722
Fax: 905.827.6402
canada.inquires@bio-techne.com

Bio-Techne Ltd

19 Barton Lane
Abingdon Science Park
Abingdon, OX14 3NB, United Kingdom
Phone: (44) (0) 1235 529449
Free Phone: 0800 37 34 15
Fax: (44) (0) 1235 533420
info.EMEA@bio-techne.com

General Contact Information

www.novusbio.com
Technical Support: nb-technical@bio-techne.com
Orders: nb-customerservice@bio-techne.com
General: novus@novusbio.com

Products Related to H00001198-M04

HAF007	Goat anti-Mouse IgG Secondary Antibody [HRP]
NB720-B	Rabbit anti-Mouse IgG (H+L) Secondary Antibody [Biotin]
NBP1-43317-0.5mg	Mouse IgG2b Kappa Light Chain Isotype Control (MG2b)
H00001198-P01-10ug	Recombinant Human CLK3 GST (N-Term) Protein

Limitations

This product is for research use only and is not approved for use in humans or in clinical diagnosis. Primary Antibodies are guaranteed for 1 year from date of receipt.

For more information on our 100% guarantee, please visit www.novusbio.com/guarantee

Earn gift cards/discounts by submitting a review: www.novusbio.com/reviews/submit/H00001198-M04

Earn gift cards/discounts by submitting a publication using this product:
www.novusbio.com/publications

