

Product Datasheet

CLCN2 Antibody (3E1) - Azide and BSA Free H00001181-M01

Unit Size: 0.1 mg

Aliquot and store at -20C or -80C. Avoid freeze-thaw cycles.

www.novusbio.com



technical@novusbio.com

Protocols, Publications, Related Products, Reviews, Research Tools and Images at:
www.novusbio.com/H00001181-M01

Updated 2/21/2025 v.20.1

Earn rewards for product
reviews and publications.

Submit a publication at www.novusbio.com/publications

Submit a review at www.novusbio.com/reviews/destination/H00001181-M01



H00001181-M01


CLCN2 Antibody (3E1) - Azide and BSA Free

Product Information	
Unit Size	0.1 mg
Concentration	Concentrations vary lot to lot. See vial label for concentration. If unlisted please contact technical services.
Storage	Aliquot and store at -20C or -80C. Avoid freeze-thaw cycles.
Clonality	Monoclonal
Clone	3E1
Preservative	No Preservative
Isotype	IgG2a Kappa
Purity	IgG purified
Buffer	In 1x PBS, pH 7.4
Product Description	
Description	Quality control test: Antibody Reactive Against Recombinant Protein.
Host	Mouse
Gene ID	1181
Gene Symbol	CLCN2
Species	Human
Specificity/Sensitivity	CLCN2 - chloride channel 2
Immunogen	CLCN2 (AAH21578.1, 38 a.a. ~ 387 a.a) full-length recombinant protein with GST tag. MW of the GST tag alone is 26 KDa. TVSTAVIVFELTGQIAHILPVMIVVILANAVAQSLQPSLYDSIIRIKKLPYLPELGWG RHQQYRVRVEDIMVRDVPHVALSCTFRDLRLALHRTKGRMLALVESPEMILL GSIERSQVVALGALSPARRRQHMQRATQTSPLSDQEGPPTPEASVCFQ VNTEDSAFPAARGETHKPLKPKALRGPSVTRNLGESPTGSAESAGIALRSLFC GSPPEAASEKLESCEKRKLKRVRLASDADLEGEMSPEETHITIFSLGVDHA YVTSIGRLIGIVTLKELRKAIEGSVTAQGVKVRPPLASFRDSATSSSDTETTEVH ALWGPHSRHGLPREGSPSDSDDKCC
Notes	This product is produced by and distributed for Abnova, a company based in Taiwan.
Product Application Details	
Applications	Western Blot, ELISA, Sandwich ELISA, Knockdown Validated
Recommended Dilutions	Western Blot 1:500, ELISA, Sandwich ELISA, Knockdown Validated
Application Notes	Antibody reactivity against cell lysate and recombinant protein for WB. It has also been used for ELISA and RNAi Validation.

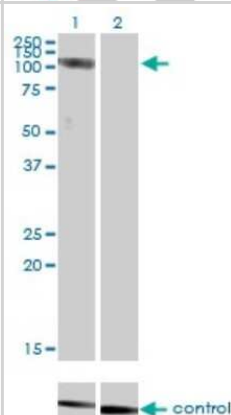


Images


Western Blot: CLCN2 Antibody (3E1) [H00001181-M01] - Analysis of CLCN2 expression in transfected 293T cell line by CLCN2 monoclonal antibody (M01), clone 3E1. Lane 1: CLCN2 transfected lysate(96.8 KDa). Lane 2: Non-transfected lysate.



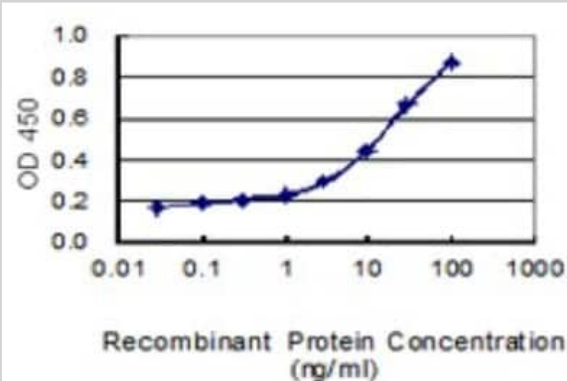
Western Blot: CLCN2 Antibody (3E1) [H00001181-M01] - Analysis of CLCN2 over-expressed 293 cell line, cotransfected with CLCN2 Validated Chimera RNAi (Cat # H00001181-R01V) (Lane 2) or non-transfected control (Lane 1). Blot probed with CLCN2 monoclonal antibody (M01), clone 3E1 (Cat # H00001181-M01). GAPDH (36.1 kDa) used as specificity and loading control.



Western Blot: CLCN2 Antibody (3E1) [H00001181-M01] - CLCN2 monoclonal antibody (M01), clone 3E1 Analysis of CLCN2 expression in Hela S3 NE.



Sandwich ELISA: CLCN2 Antibody (3E1) [H00001181-M01] - Detection limit for recombinant GST tagged CLCN2 is 0.3 ng/ml as a capture antibody.





Novus Biologicals USA

10730 E. Briarwood Avenue
Centennial, CO 80112
USA
Phone: 303.730.1950
Toll Free: 1.888.506.6887
Fax: 303.730.1966
nb-customerservice@bio-techne.com

Bio-Techne Canada

21 Canmotor Ave
Toronto, ON M8Z 4E6
Canada
Phone: 905.827.6400
Toll Free: 855.668.8722
Fax: 905.827.6402
canada.inquires@bio-techne.com

Bio-Techne Ltd

19 Barton Lane
Abingdon Science Park
Abingdon, OX14 3NB, United Kingdom
Phone: (44) (0) 1235 529449
Free Phone: 0800 37 34 15
Fax: (44) (0) 1235 533420
info.EMEA@bio-techne.com

General Contact Information

www.novusbio.com
Technical Support: nb-technical@bio-techne.com
Orders: nb-customerservice@bio-techne.com
General: novus@novusbio.com

Products Related to H00001181-M01

HAF007	Goat anti-Mouse IgG Secondary Antibody [HRP]
NB720-B	Rabbit anti-Mouse IgG (H+L) Secondary Antibody [Biotin]
NBP1-96981-0.5mg	Mouse IgG2a Kappa Isotype Control (M2AK)
H00001181-P01-10ug	Recombinant Human CLCN2 GST (N-Term) Protein

Limitations

This product is for research use only and is not approved for use in humans or in clinical diagnosis. Primary Antibodies are guaranteed for 1 year from date of receipt.

For more information on our 100% guarantee, please visit www.novusbio.com/guarantee

Earn gift cards/discounts by submitting a review: www.novusbio.com/reviews/submit/H00001181-M01

Earn gift cards/discounts by submitting a publication using this product:
www.novusbio.com/publications

