

Product Datasheet

CDK4 Antibody (4F11) - Azide and BSA Free H00001019-M03

Unit Size: 0.1 mg

Aliquot and store at -20C or -80C. Avoid freeze-thaw cycles.

www.novusbio.com



technical@novusbio.com

Protocols, Publications, Related Products, Reviews, Research Tools and Images at:
www.novusbio.com/H00001019-M03

Updated 2/21/2025 v.20.1

Earn rewards for product
reviews and publications.

Submit a publication at www.novusbio.com/publications

Submit a review at www.novusbio.com/reviews/destination/H00001019-M03



H00001019-M03

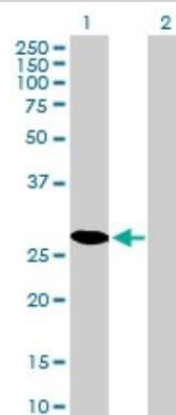
CDK4 Antibody (4F11) - Azide and BSA Free

Product Information	
Unit Size	0.1 mg
Concentration	Concentrations vary lot to lot. See vial label for concentration. If unlisted please contact technical services.
Storage	Aliquot and store at -20C or -80C. Avoid freeze-thaw cycles.
Clonality	Monoclonal
Clone	4F11
Preservative	No Preservative
Isotype	IgG1 Kappa
Purity	IgG purified
Buffer	In 1x PBS, pH 7.4
Product Description	
Description	Quality control test: Antibody Reactive Against Recombinant Protein.
Host	Mouse
Gene ID	1019
Gene Symbol	CDK4
Species	Human
Reactivity Notes	Please note that this antibody is reactive to Mouse and derived from the same host, Mouse. Mouse-On-Mouse blocking reagent may be needed for IHC and ICC experiments to reduce high background signal. You can find these reagents under catalog numbers PK-2200-NB and MP-2400-NB. Please contact Technical Support if you have any questions.
Specificity/Sensitivity	CDK4 (4F11)
Immunogen	CDK4 (AAH03644, 211 a.a. ~ 303 a.a) partial recombinant protein with GST tag. MW of the GST tag alone is 26 KDa. KPLFCGNSEADQLGKIFDLIGLPPEDDWPRDVSLPRGAFPPRGPRPVQSVVPE MEESGAQLLLEMLTFNPHKRISAFRALQHSYLHKDEGNPE
Notes	This product is produced by and distributed for Abnova, a company based in Taiwan.
Product Application Details	
Applications	Western Blot, ELISA, Immunocytochemistry/ Immunofluorescence, Knockdown Validated
Recommended Dilutions	Western Blot 1:500, ELISA, Immunocytochemistry/ Immunofluorescence, Knockdown Validated
Application Notes	Antibody reactivity against cell lysate, transfected lysate and recombinant protein for WB. It has also been used for IF, RNAi Validation and ELISA.

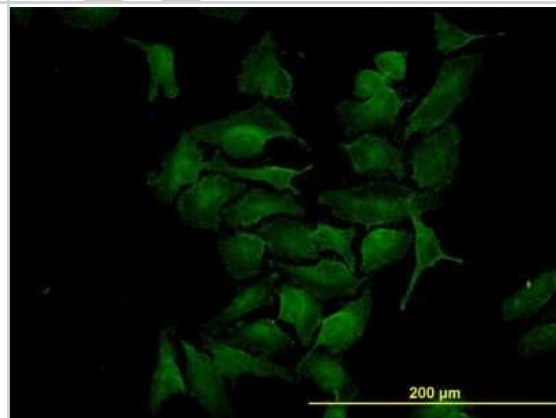


Images

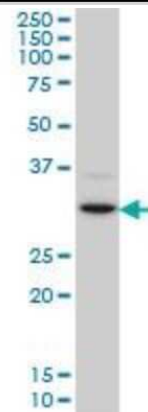
Western Blot: CDK4 Antibody (4F11) [H00001019-M03] - Analysis of CDK4 expression in transfected 293T cell line by CDK4 monoclonal antibody (M03), clone 4F11. Lane 1: CDK4 transfected lysate (33.7 KDa). Lane 2: Non-transfected lysate.



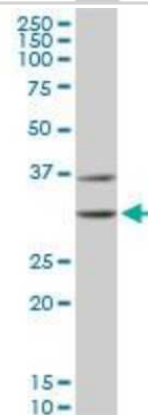
Immunocytochemistry/Immunofluorescence: CDK4 Antibody (4F11) [H00001019-M03] - Analysis of monoclonal antibody to CDK4 on HeLa cell. Antibody concentration 10 ug/ml



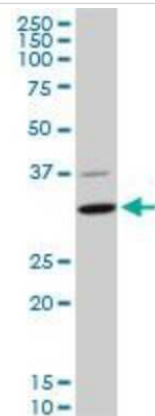
Western Blot: CDK4 Antibody (4F11) [H00001019-M03] - Western Blot analysis of CDK4 expression in HeLa (Cat # L013V1).



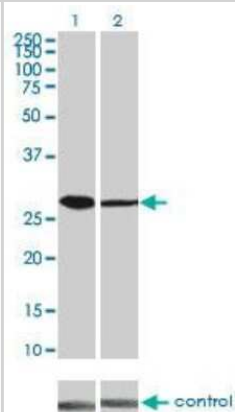
Western Blot: CDK4 Antibody (4F11) [H00001019-M03] - Western Blot analysis of CDK4 expression in Raw 264.7 (Cat # L024V1).



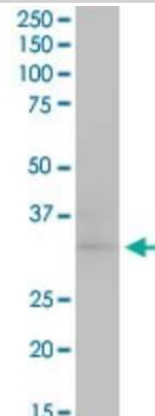
Western Blot: CDK4 Antibody (4F11) [H00001019-M03] - Western Blot analysis of CDK4 expression in NIH/3T3 (Cat # L018V1).



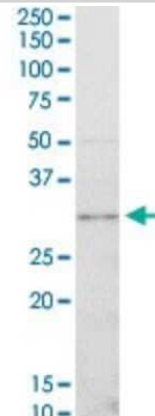
Western Blot: CDK4 Antibody (4F11) [H00001019-M03] - Western blot analysis of CDK4 over-expressed 293 cell line. Lane 2 cotransfected with CDK4 Validated Chimera RNAi or non-transfected control. Blot probed with H00001019-M03. GAPDH (36.1 kDa) used as loading control.



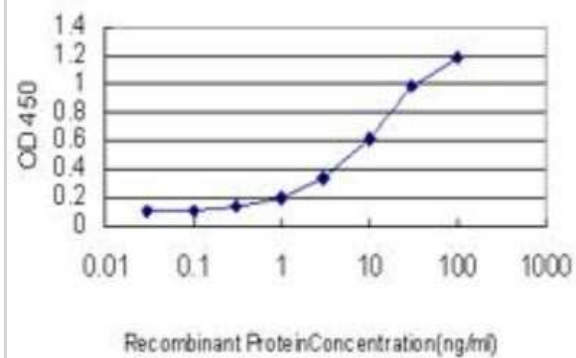
Western Blot: CDK4 Antibody (4F11) [H00001019-M03] - Analysis of CDK4 expression in 293.



Western Blot: CDK4 Antibody (4F11) [H00001019-M03] - Analysis of CDK4 expression in Hela S3 NE.



ELISA: CDK4 Antibody (4F11) [H00001019-M03] - Detection limit for recombinant GST tagged CDK4 is approximately 1ng/ml as a capture antibody.





Novus Biologicals USA

10730 E. Briarwood Avenue
Centennial, CO 80112
USA
Phone: 303.730.1950
Toll Free: 1.888.506.6887
Fax: 303.730.1966
nb-customerservice@bio-techne.com

Bio-Techne Canada

21 Canmotor Ave
Toronto, ON M8Z 4E6
Canada
Phone: 905.827.6400
Toll Free: 855.668.8722
Fax: 905.827.6402
canada.inquires@bio-techne.com

Bio-Techne Ltd

19 Barton Lane
Abingdon Science Park
Abingdon, OX14 3NB, United Kingdom
Phone: (44) (0) 1235 529449
Free Phone: 0800 37 34 15
Fax: (44) (0) 1235 533420
info.EMEA@bio-techne.com

General Contact Information

www.novusbio.com
Technical Support: nb-technical@bio-techne.com
Orders: nb-customerservice@bio-techne.com
General: novus@novusbio.com

Products Related to H00001019-M03

HAF007	Goat anti-Mouse IgG Secondary Antibody [HRP]
NB720-B	Rabbit anti-Mouse IgG (H+L) Secondary Antibody [Biotin]
NBP1-43319-0.5mg	Mouse IgG1 Kappa Isotype Control (P3.6.2.8.1)
NBP2-22974	Recombinant Human CDK4 His Protein

Limitations

This product is for research use only and is not approved for use in humans or in clinical diagnosis. Primary Antibodies are guaranteed for 1 year from date of receipt.

For more information on our 100% guarantee, please visit www.novusbio.com/guarantee

Earn gift cards/discounts by submitting a review: www.novusbio.com/reviews/submit/H00001019-M03

Earn gift cards/discounts by submitting a publication using this product:
www.novusbio.com/publications

