

# Product Datasheet

## Cadherin-11 Antibody (1A5) - Azide and BSA Free H00001009-M04

Unit Size: 0.1 mg

Aliquot and store at -20C or -80C. Avoid freeze-thaw cycles.

[www.novusbio.com](http://www.novusbio.com)



[technical@novusbio.com](mailto:technical@novusbio.com)

### Publications: 2

Protocols, Publications, Related Products, Reviews, Research Tools and Images at:  
[www.novusbio.com/H00001009-M04](http://www.novusbio.com/H00001009-M04)

Updated 2/21/2025 v.20.1

Earn rewards for product  
reviews and publications.

Submit a publication at [www.novusbio.com/publications](http://www.novusbio.com/publications)

Submit a review at [www.novusbio.com/reviews/destination/H00001009-M04](http://www.novusbio.com/reviews/destination/H00001009-M04)



**H00001009-M04**

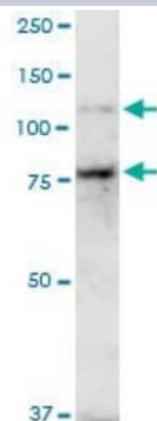
Cadherin-11 Antibody (1A5) - Azide and BSA Free

<b>Product Information</b>	
<b>Unit Size</b>	0.1 mg
<b>Concentration</b>	Concentrations vary lot to lot. See vial label for concentration. If unlisted please contact technical services.
<b>Storage</b>	Aliquot and store at -20C or -80C. Avoid freeze-thaw cycles.
<b>Clonality</b>	Monoclonal
<b>Clone</b>	1A5
<b>Preservative</b>	No Preservative
<b>Isotype</b>	IgG
<b>Purity</b>	IgG purified
<b>Buffer</b>	In 1x PBS, pH 7.4
<b>Product Description</b>	
<b>Description</b>	Quality control test: Antibody Reactive Against Recombinant Protein.
<b>Host</b>	Mouse
<b>Gene ID</b>	1009
<b>Gene Symbol</b>	CDH11
<b>Species</b>	Human, Mouse
<b>Specificity/Sensitivity</b>	This product is specific for Human CDH11 monoclonal antibody (M04), clone 1A5 [Gene ID: 1009].
<b>Immunogen</b>	CDH11 (P55287, 54 a.a. ~ 612 a.a) partial recombinant protein with Fc tag at C terminal. MW of the Fc tag alone is 50 KDa. 0
<b>Notes</b>	This product is produced by and distributed for Abnova, a company based in Taiwan.
<b>Product Application Details</b>	
<b>Applications</b>	Western Blot, ELISA, Flow Cytometry, Functional, Immunohistochemistry, Immunoprecipitation
<b>Recommended Dilutions</b>	Western Blot, Flow Cytometry, ELISA, Immunohistochemistry, Immunoprecipitation, Functional
<b>Application Notes</b>	Functional study: Effective in blocking cadherin-11-mediated cell aggregation.

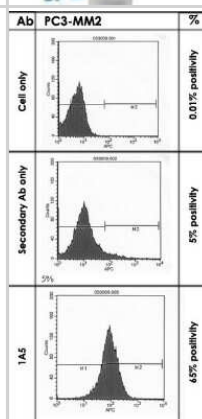


## Images

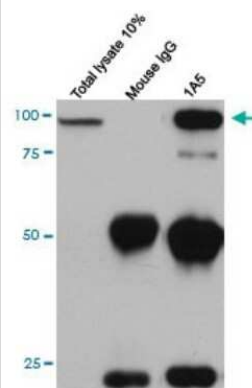
Western Blot: Cadherin-11 Antibody (1A5) [H00001009-M04] - Analysis of CDH11 expression in human ovarian cancer.



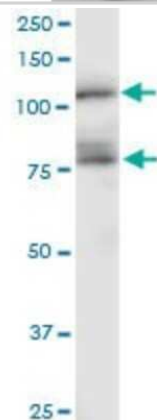
Flow Cytometry: Cadherin-11 Antibody (1A5) [H00001009-M04] - Analysis of negative control PC3-MM2 cells only, mock control cells staining with 2nd antibodies and CDH11 stained PC3-MM2 cells.



Western Blot: Cadherin-11 Antibody (1A5) [H00001009-M04] - Analysis of full length CDH11 over expression in L cell using CDH11 monoclonal antibody (M03), clone 1A5, and immunoblotted with CDH11 monoclonal antibody (Zymed).



Western Blot: Cadherin-11 Antibody (1A5) [H00001009-M04] - Analysis of CDH11 expression in human kidney.



## Publications

Lee YC, Bilen MA, Yu G et al. Inhibition of cell adhesion by a cadherin-11 antibody thwarts bone metastasis. *Mol Cancer Res* 2013-08-02 [PMID: 23913163]

Sfikakis PP, Christopoulos PF, Vaiopoulos AG et al. Cadherin-11 mRNA transcripts are frequently found in rheumatoid arthritis peripheral blood and correlate with established polyarthritis. *Clin Immunol.* 2014-08-27 [PMID: 25173800]





### **Novus Biologicals USA**

10730 E. Briarwood Avenue  
Centennial, CO 80112  
USA  
Phone: 303.730.1950  
Toll Free: 1.888.506.6887  
Fax: 303.730.1966  
nb-customerservice@bio-techne.com

### **Bio-Techne Canada**

21 Canmotor Ave  
Toronto, ON M8Z 4E6  
Canada  
Phone: 905.827.6400  
Toll Free: 855.668.8722  
Fax: 905.827.6402  
canada.inquires@bio-techne.com

### **Bio-Techne Ltd**

19 Barton Lane  
Abingdon Science Park  
Abingdon, OX14 3NB, United Kingdom  
Phone: (44) (0) 1235 529449  
Free Phone: 0800 37 34 15  
Fax: (44) (0) 1235 533420  
info.EMEA@bio-techne.com

### **General Contact Information**

www.novusbio.com  
Technical Support: nb-technical@bio-techne.com  
Orders: nb-customerservice@bio-techne.com  
General: novus@novusbio.com

### **Products Related to H00001009-M04**

---

HAF007	Goat anti-Mouse IgG Secondary Antibody [HRP]
NB720-B	Rabbit anti-Mouse IgG (H+L) Secondary Antibody [Biotin]
NBP1-97019-5mg	Mouse IgG Isotype Control
NBP2-22722	Recombinant Human Cadherin-11 His Protein

---

### **Limitations**

This product is for research use only and is not approved for use in humans or in clinical diagnosis. Primary Antibodies are guaranteed for 1 year from date of receipt.

For more information on our 100% guarantee, please visit [www.novusbio.com/guarantee](http://www.novusbio.com/guarantee)

Earn gift cards/discounts by submitting a review: [www.novusbio.com/reviews/submit/H00001009-M04](http://www.novusbio.com/reviews/submit/H00001009-M04)

Earn gift cards/discounts by submitting a publication using this product:  
[www.novusbio.com/publications](http://www.novusbio.com/publications)

