

# Product Datasheet

## CDC2/CDK1 Antibody (1A4-1A9) - Azide and BSA Free H00000983-M01

Unit Size: 0.1 mg

Aliquot and store at -20C or -80C. Avoid freeze-thaw cycles.

[www.novusbio.com](http://www.novusbio.com)



[technical@novusbio.com](mailto:technical@novusbio.com)

Protocols, Publications, Related Products, Reviews, Research Tools and Images at:  
[www.novusbio.com/H00000983-M01](http://www.novusbio.com/H00000983-M01)

Updated 2/21/2025 v.20.1

Earn rewards for product  
reviews and publications.

Submit a publication at [www.novusbio.com/publications](http://www.novusbio.com/publications)

Submit a review at [www.novusbio.com/reviews/destination/H00000983-M01](http://www.novusbio.com/reviews/destination/H00000983-M01)

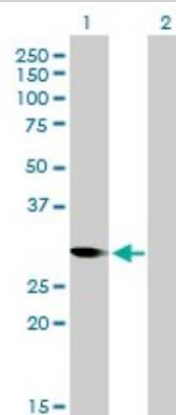


**H00000983-M01****CDC2/CDK1 Antibody (1A4-1A9) - Azide and BSA Free**

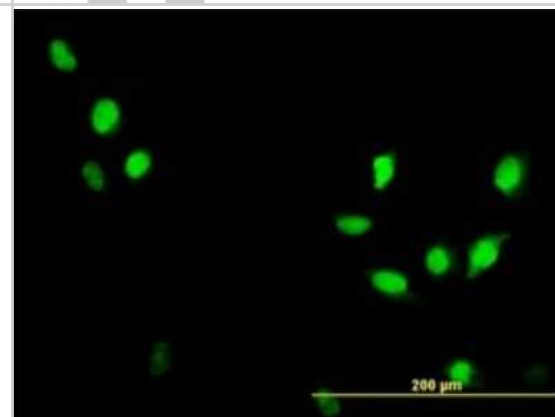
<b>Product Information</b>	
<b>Unit Size</b>	0.1 mg
<b>Concentration</b>	Concentrations vary lot to lot. See vial label for concentration. If unlisted please contact technical services.
<b>Storage</b>	Aliquot and store at -20C or -80C. Avoid freeze-thaw cycles.
<b>Clonality</b>	Monoclonal
<b>Clone</b>	1A4-1A9
<b>Preservative</b>	No Preservative
<b>Isotype</b>	IgG1 Kappa
<b>Purity</b>	IgG purified
<b>Buffer</b>	In 1x PBS, pH 7.4
<b>Product Description</b>	
<b>Description</b>	Quality control test: Antibody Reactive Against Recombinant Protein.
<b>Host</b>	Mouse
<b>Gene ID</b>	983
<b>Gene Symbol</b>	CDK1
<b>Species</b>	Human
<b>Specificity/Sensitivity</b>	CDC2 - cell division cycle 2, G1 to S and G2 to M
<b>Immunogen</b>	CDC2 (AAH14563, 1 a.a. ~ 297 a.a) full-length recombinant protein with GST tag. MW of the GST tag alone is 26 KDa. MEDYTKIEKIGEGTYGVVYKGRHKTGGQVVAMKKIRLESEEEGVPSTAIRESLL KELRHPNIVSLQDVLQMDSRLYLIFEFLSMDLKKYLDSPPGQYMDSSLVKSPLY QILQGIVFCHSRRVLHRDLKPQNLLIDDKGTIKLADFGFLARAFGIPIRVYTHEVVT LWYRSPEVLLGSARYSTPVDIWSIGTIFAELATKKPLFHGDSEIDQLFRIFRALGT PNNEVWPEVESLQDYKNTFPKWKPGSLASHVKNLDENGLDLLSKMLIYDPAKR ISGKMALNHPYFNDLDNQIKKM
<b>Notes</b>	This product is produced by and distributed for Abnova, a company based in Taiwan.
<b>Product Application Details</b>	
<b>Applications</b>	Western Blot, ELISA, Immunocytochemistry/ Immunofluorescence, Immunohistochemistry, Immunohistochemistry-Paraffin
<b>Recommended Dilutions</b>	Western Blot 1:500, ELISA, Immunohistochemistry, Immunocytochemistry/ Immunofluorescence, Immunohistochemistry-Paraffin
<b>Application Notes</b>	Antibody reactivity against cell lysate and recombinant protein for WB.

## Images

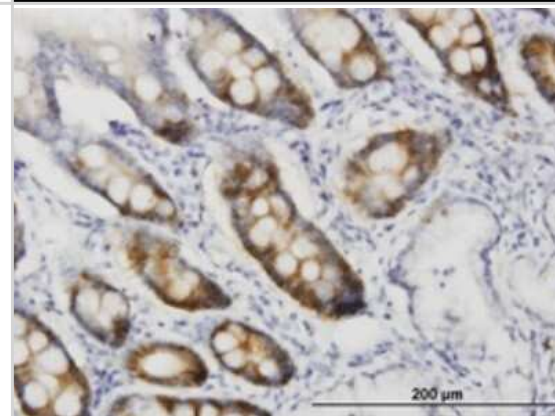
Western Blot: CDC2/CDK1 Antibody (1A4-1A9) [H00000983-M01] - Analysis of CDC2 expression in transfected 293T cell line by CDC2 monoclonal antibody (M01), clone 1A4-1A9. Lane 1: CDC2 transfected lysate (34.1 KDa). Lane 2: Non-transfected lysate.



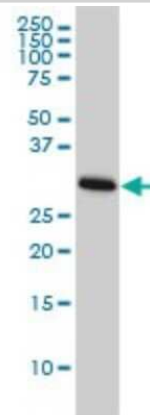
Immunocytochemistry/Immunofluorescence: CDC2/CDK1 Antibody (1A4-1A9) [H00000983-M01] - Analysis of monoclonal antibody to CDC2 on HeLa cell. Antibody concentration 10 ug/ml.



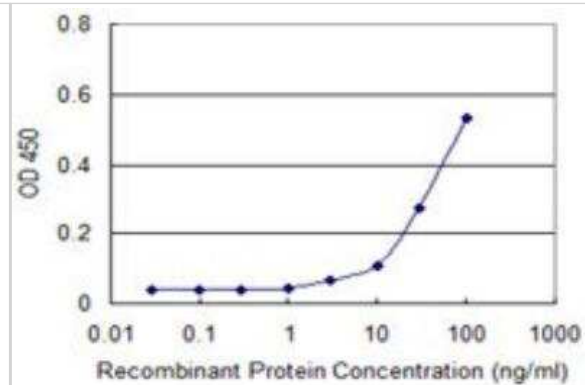
Immunohistochemistry-Paraffin: CDC2/CDK1 Antibody (1A4-1A9) [H00000983-M01] - Analysis of monoclonal antibody to CDC2 on formalin-fixed paraffin-embedded human small Intestine. Antibody concentration 0.3 ug/ml.



Western Blot: CDC2/CDK1 Antibody (1A4-1A9) [H00000983-M01] - CDC2 monoclonal antibody (M01), clone 1A4-1A9 Analysis of CDC2 expression in Hela.



ELISA: CDC2/CDK1 Antibody (1A4-1A9) [H00000983-M01] - Detection limit for recombinant GST tagged CDC2 is approximately 30ng/ml as a capture antibody.





### **Novus Biologicals USA**

10730 E. Briarwood Avenue  
Centennial, CO 80112  
USA  
Phone: 303.730.1950  
Toll Free: 1.888.506.6887  
Fax: 303.730.1966  
nb-customerservice@bio-techne.com

### **Bio-Techne Canada**

21 Canmotor Ave  
Toronto, ON M8Z 4E6  
Canada  
Phone: 905.827.6400  
Toll Free: 855.668.8722  
Fax: 905.827.6402  
canada.inquires@bio-techne.com

### **Bio-Techne Ltd**

19 Barton Lane  
Abingdon Science Park  
Abingdon, OX14 3NB, United Kingdom  
Phone: (44) (0) 1235 529449  
Free Phone: 0800 37 34 15  
Fax: (44) (0) 1235 533420  
info.EMEA@bio-techne.com

### **General Contact Information**

www.novusbio.com  
Technical Support: nb-technical@bio-techne.com  
Orders: nb-customerservice@bio-techne.com  
General: novus@novusbio.com

### **Products Related to H00000983-M01**

---

HAF007	Goat anti-Mouse IgG Secondary Antibody [HRP]
NB720-B	Rabbit anti-Mouse IgG (H+L) Secondary Antibody [Biotin]
NBP1-43319-0.5mg	Mouse IgG1 Kappa Isotype Control (P3.6.2.8.1)
NBP2-51886-0.05mg	Recombinant Human CDC2/CDK1 His Protein

---

### **Limitations**

This product is for research use only and is not approved for use in humans or in clinical diagnosis. Primary Antibodies are guaranteed for 1 year from date of receipt.

For more information on our 100% guarantee, please visit [www.novusbio.com/guarantee](http://www.novusbio.com/guarantee)

Earn gift cards/discounts by submitting a review: [www.novusbio.com/reviews/submit/H00000983-M01](http://www.novusbio.com/reviews/submit/H00000983-M01)

Earn gift cards/discounts by submitting a publication using this product:  
[www.novusbio.com/publications](http://www.novusbio.com/publications)

