

Product Datasheet

CD5L Antibody (1C8) - Azide and BSA Free H00000922-M01

Unit Size: 0.1 mg

Aliquot and store at -20C or -80C. Avoid freeze-thaw cycles.

www.novusbio.com



technical@novusbio.com

Reviews: 1 Publications: 2

Protocols, Publications, Related Products, Reviews, Research Tools and Images at:
www.novusbio.com/H00000922-M01

Updated 2/21/2025 v.20.1

**Earn rewards for product
reviews and publications.**

Submit a publication at www.novusbio.com/publications

Submit a review at www.novusbio.com/reviews/destination/H00000922-M01



H00000922-M01

CD5L Antibody (1C8) - Azide and BSA Free

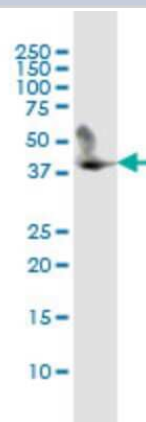
Product Information	
Unit Size	0.1 mg
Concentration	Concentrations vary lot to lot. See vial label for concentration. If unlisted please contact technical services.
Storage	Aliquot and store at -20C or -80C. Avoid freeze-thaw cycles.
Clonality	Monoclonal
Clone	1C8
Preservative	No Preservative
Isotype	IgG2a Kappa
Purity	IgG purified
Buffer	In 1x PBS, pH 7.4

Product Description	
Description	Quality control test: Antibody Reactive Against Recombinant Protein.
Host	Mouse
Gene ID	922
Gene Symbol	CD5L
Species	Human
Specificity/Sensitivity	CD5L - CD5 antigen-like (scavenger receptor cysteine rich family)
Immunogen	CD5L (AAH33586, 41 a.a. ~ 140 a.a) partial recombinant protein with GST tag. MW of the GST tag alone is 26 KDa. QKGQWGTVCDDGWDIKDVAVLCRELGCGAASGTPSGILYEPPAEKEQKVLIIQ SVSCTGTEDTLAQCEQEEVYDCSHDEDAGASCENPESSFSPVPEGVRL
Notes	This product is produced by and distributed for Abnova, a company based in Taiwan.

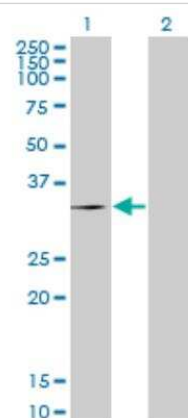
Product Application Details	
Applications	Western Blot, ELISA, Immunocytochemistry/ Immunofluorescence, Immunohistochemistry, Immunoprecipitation
Recommended Dilutions	Western Blot 1:500, ELISA, Immunohistochemistry, Immunocytochemistry/ Immunofluorescence, Immunoprecipitation
Application Notes	Antibody reactivity against cell lysate, transfected lysate and recombinant protein for WB. It has been used for ELISA.

Images

Western Blot: CD5L Antibody (1C8) [H00000922-M01] - Immunoprecipitation of CD5L transfected lysate using anti-CD5L monoclonal antibody and Protein A Magnetic Bead, and immunoblotted with CD5L MaxPab rabbit polyclonal antibody.



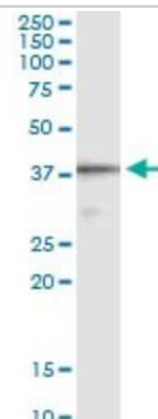
Western Blot: CD5L Antibody (1C8) [H00000922-M01] - Analysis of CD5L expression in transfected 293T cell line by CD5L monoclonal antibody (M01), clone 1C8. Lane 1: CD5L transfected lysate (38 KDa). Lane 2: Non-transfected lysate.



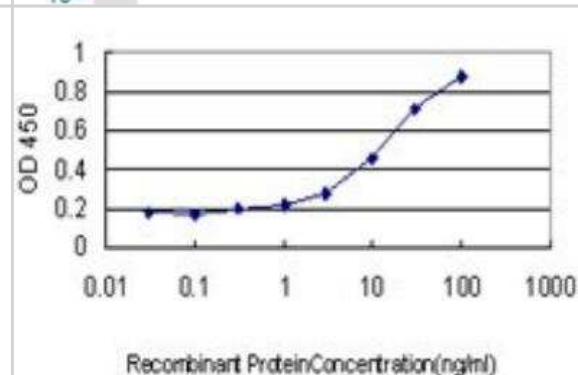
Western Blot: CD5L Antibody (1C8) [H00000922-M01] - CD5L monoclonal antibody (M01), clone 1C8. Analysis of CD5L expression in different cell lines.



Immunoprecipitation: CD5L Antibody (1C8) [H00000922-M01] - Analysis of CD5L transfected lysate using anti-CD5L monoclonal antibody and Protein A Magnetic Bead, and immunoblotted with CD5L MaxPab rabbit polyclonal antibody.



ELISA: CD5L Antibody (1C8) [H00000922-M01] - Detection limit for recombinant GST tagged CD5L is approximately 0.3ng/ml as a capture antibody.



Publications

Aran G, Sanjurjo L, Barcena C et al. CD5L is upregulated in hepatocellular carcinoma and promotes liver cancer cell proliferation and antiapoptotic responses by binding to HSPA5 (GRP78). FASEB J 2018-02-20 [PMID: 29465313]

Bastos-Amador P, Royo F, Gonzalez E et al. Proteomic analysis of microvesicles from plasma of healthy donors reveals high individual variability. J Proteomics. 2012-04-10 [PMID: 22516433] (WB, Human)



Novus Biologicals USA

10730 E. Briarwood Avenue
Centennial, CO 80112
USA

Phone: 303.730.1950

Toll Free: 1.888.506.6887

Fax: 303.730.1966

nb-customerservice@bio-techne.com

Bio-Techne Canada

21 Canmotor Ave
Toronto, ON M8Z 4E6
Canada

Phone: 905.827.6400

Toll Free: 855.668.8722

Fax: 905.827.6402

canada.inquires@bio-techne.com

Bio-Techne Ltd

19 Barton Lane
Abingdon Science Park
Abingdon, OX14 3NB, United Kingdom

Phone: (44) (0) 1235 529449

Free Phone: 0800 37 34 15

Fax: (44) (0) 1235 533420

info.EMEA@bio-techne.com

General Contact Information

www.novusbio.com

Technical Support: nb-technical@bio-techne.com

Orders: nb-customerservice@bio-techne.com

General: novus@novusbio.com

Products Related to H00000922-M01

HAF007	Goat anti-Mouse IgG Secondary Antibody [HRP]
NB720-B	Rabbit anti-Mouse IgG (H+L) Secondary Antibody [Biotin]
NBP1-96981-0.5mg	Mouse IgG2a Kappa Isotype Control (M2AK)
NBP2-39061PEP	CD5L Recombinant Protein Antigen

Limitations

This product is for research use only and is not approved for use in humans or in clinical diagnosis. Primary Antibodies are guaranteed for 1 year from date of receipt.

For more information on our 100% guarantee, please visit www.novusbio.com/guarantee

Earn gift cards/discounts by submitting a review: www.novusbio.com/reviews/submit/H00000922-M01

Earn gift cards/discounts by submitting a publication using this product:

www.novusbio.com/publications

