

Product Datasheet

Complement C3 Antibody (5F9) - Azide and BSA Free H00000718-M01-100ug

Unit Size: 100 ug

Aliquot and store at -20C or -80C. Avoid freeze-thaw cycles.

www.novusbio.com



technical@novusbio.com

Protocols, Publications, Related Products, Reviews, Research Tools and Images at:
www.novusbio.com/H00000718-M01

Updated 2/21/2025 v.20.1

Earn rewards for product
reviews and publications.

Submit a publication at www.novusbio.com/publications

Submit a review at www.novusbio.com/reviews/destination/H00000718-M01



H00000718-M01-100ug

Complement C3 Antibody (5F9) - Azide and BSA Free

Product Information	
Unit Size	100 ug
Concentration	Concentrations vary lot to lot. See vial label for concentration. If unlisted please contact technical services.
Storage	Aliquot and store at -20C or -80C. Avoid freeze-thaw cycles.
Clonality	Monoclonal
Clone	5F9
Preservative	No Preservative
Isotype	IgG2a Kappa
Purity	IgG purified
Buffer	PBS, pH 7.4
Target Molecular Weight	187 kDa


Product Description	
Description	Quality control test: Antibody Reactive Against Recombinant Protein.
Host	Mouse
Gene ID	718
Gene Symbol	C3
Species	Human
Specificity/Sensitivity	C3 - complement component 3
Immunogen	C3 (NP_000055, 1534 a.a. ~ 1644 a.a) partial recombinant protein with GST tag. MW of the GST tag alone is 26 KDa. DKACEPGVDYVYKTRLVKVQLSNDFDEYIMAIEQTIKSGSDEVQVGQQRTFISPI KCREALKLEEKKHYLMWGLSSDFWGEKPNLSYIIGKDTWVEHWPEEDECQDE ENQK
Notes	This product is produced by and distributed for Abnova, a company based in Taiwan.

Product Application Details	
Applications	Western Blot, ELISA, Immunohistochemistry, Immunohistochemistry-Paraffin
Recommended Dilutions	Western Blot 1:500, ELISA, Immunohistochemistry 1:10 - 1:500, Immunohistochemistry-Paraffin 1:10 - 1:500
Application Notes	Antibody reactivity against cell lysate and recombinant protein for WB. It has also been used for IHC-P and ELISA.

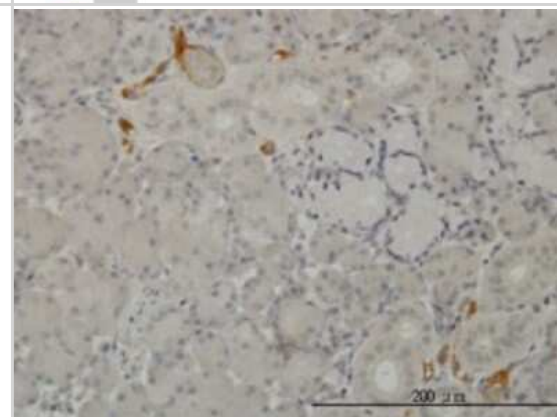


Images

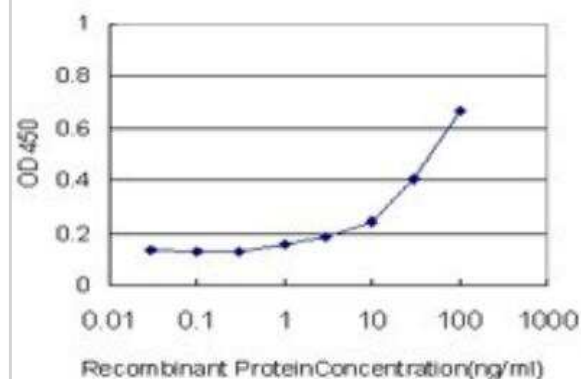
Western Blot: Complement C3 Antibody (5F9) [H00000718-M01] - C3 monoclonal antibody (M01), clone 5F9 Analysis of C3 expression in A-431.



Immunohistochemistry-Paraffin: Complement C3 Antibody (5F9) [H00000718-M01] - Analysis of monoclonal antibody to C3 on formalin-fixed paraffin-embedded human salivary gland. Antibody concentration at 3 ug/mL.



ELISA: Complement C3 Antibody (5F9) [H00000718-M01] - Detection limit for recombinant GST tagged C3 is approximately 1 ng/mL as a capture antibody.





Novus Biologicals USA

10730 E. Briarwood Avenue
Centennial, CO 80112
USA
Phone: 303.730.1950
Toll Free: 1.888.506.6887
Fax: 303.730.1966
nb-customerservice@bio-techne.com

Bio-Techne Canada

21 Canmotor Ave
Toronto, ON M8Z 4E6
Canada
Phone: 905.827.6400
Toll Free: 855.668.8722
Fax: 905.827.6402
canada.inquires@bio-techne.com

Bio-Techne Ltd

19 Barton Lane
Abingdon Science Park
Abingdon, OX14 3NB, United Kingdom
Phone: (44) (0) 1235 529449
Free Phone: 0800 37 34 15
Fax: (44) (0) 1235 533420
info.EMEA@bio-techne.com

General Contact Information

www.novusbio.com
Technical Support: nb-technical@bio-techne.com
Orders: nb-customerservice@bio-techne.com
General: novus@novusbio.com

Error: Subreport could not be shown.

Limitations

This product is for research use only and is not approved for use in humans or in clinical diagnosis. Primary Antibodies are guaranteed for 1 year from date of receipt.

For more information on our 100% guarantee, please visit www.novusbio.com/guarantee

Earn gift cards/discounts by submitting a review: www.novusbio.com/reviews/submit/H00000718-M01

Earn gift cards/discounts by submitting a publication using this product:
www.novusbio.com/publications

