

# Product Datasheet

## SERCA3 ATPase Antibody (2H3) - Azide and BSA Free H00000489-M01

Unit Size: 0.1 mg

Aliquot and store at -20C or -80C. Avoid freeze-thaw cycles.

[www.novusbio.com](http://www.novusbio.com)



[technical@novusbio.com](mailto:technical@novusbio.com)

### Publications: 3

Protocols, Publications, Related Products, Reviews, Research Tools and Images at:  
[www.novusbio.com/H00000489-M01](http://www.novusbio.com/H00000489-M01)

Updated 2/21/2025 v.20.1

Earn rewards for product  
reviews and publications.

Submit a publication at [www.novusbio.com/publications](http://www.novusbio.com/publications)

Submit a review at [www.novusbio.com/reviews/destination/H00000489-M01](http://www.novusbio.com/reviews/destination/H00000489-M01)

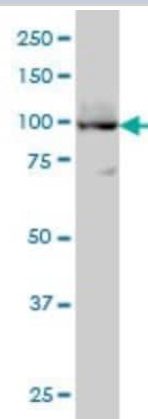


**H00000489-M01****SERCA3 ATPase Antibody (2H3) - Azide and BSA Free**

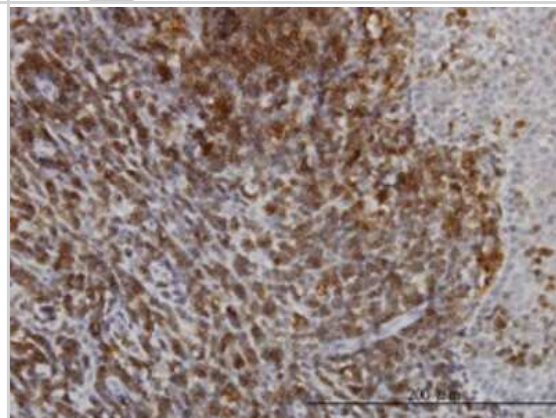
<b>Product Information</b>	
<b>Unit Size</b>	0.1 mg
<b>Concentration</b>	Concentrations vary lot to lot. See vial label for concentration. If unlisted please contact technical services.
<b>Storage</b>	Aliquot and store at -20C or -80C. Avoid freeze-thaw cycles.
<b>Clonality</b>	Monoclonal
<b>Clone</b>	2H3
<b>Preservative</b>	No Preservative
<b>Isotype</b>	IgG2a Kappa
<b>Purity</b>	IgG purified
<b>Buffer</b>	In 1x PBS, pH 7.4
<b>Product Description</b>	
<b>Description</b>	Quality control test: Antibody Reactive Against Recombinant Protein.
<b>Host</b>	Mouse
<b>Gene ID</b>	489
<b>Gene Symbol</b>	ATP2A3
<b>Species</b>	Human
<b>Specificity/Sensitivity</b>	ATP2A3 - ATPase, Ca <sup>++</sup> transporting, ubiquitous
<b>Immunogen</b>	ATP2A3 (AAH35729, 501 a.a. ~ 620 a.a) partial recombinant protein with GST tag. MW of the GST tag alone is 26 KDa. TRPHPTGQGSKMFVKGAPESVIERCSSVRVGSRTAPLTPTSREQILAKIRDWG SGSDTLRCLALATRDAPPRKEDMELDDCSKFVQYETDLTFVGCVGMLDPPRP EVAACITRCYQAGIR
<b>Notes</b>	This product is produced by and distributed for Abnova, a company based in Taiwan.
<b>Product Application Details</b>	
<b>Applications</b>	Western Blot, ELISA, Immunohistochemistry, Immunohistochemistry-Paraffin
<b>Recommended Dilutions</b>	Western Blot 1:500, ELISA, Immunohistochemistry, Immunohistochemistry-Paraffin
<b>Application Notes</b>	Antibody reactivity against cell lysate and recombinant protein for WB. It has also been used for IHC-P and ELISA.

## Images

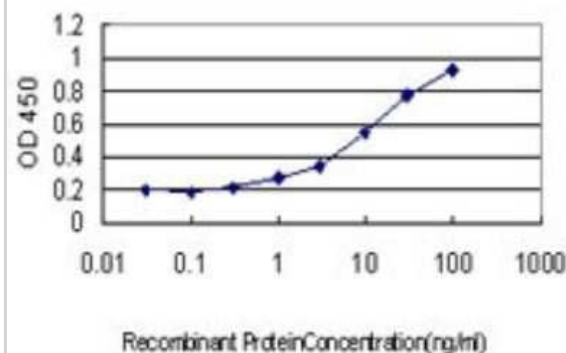
Western Blot: SERCA3 ATPase Antibody (2H3) [H00000489-M01] - ATP2A3 monoclonal antibody (M01), clone 2H3 Analysis of ATP2A3 expression in HL-60.



Immunohistochemistry-Paraffin: SERCA3 ATPase Antibody (2H3) [H00000489-M01] - Analysis of monoclonal antibody to ATP2A3 on formalin-fixed paraffin-embedded human tonsil. Antibody concentration 3 ug/ml.



ELISA: SERCA3 ATPase Antibody (2H3) [H00000489-M01] - Detection limit for recombinant GST tagged ATP2A3 is approximately 0.3ng/ml as a capture antibody.



## Publications

Corvazier E, Bredoux R, Kovacs T, Enouf J. Expression of Sarco/Endoplasmic Reticulum Ca<sup>2+</sup>ATPase (SERCA) 3 proteins in two major conformational states in native human cell membranes. *Biochim Biophys Acta*. 2008-12-01 [PMID: 19135027]

Arbabian A, Brouland JP, Apati A et al. Modulation of endoplasmic reticulum calcium pump expression during lung cancer cell differentiation. *FEBS J*. 2012-11-15 [PMID: 23157274]

Ait-Ghezali L, Arbabian A, Jeibmann A et al. Loss of endoplasmic reticulum calcium pump expression in choroid plexus tumours. *Neuropathol Appl Neurobiol*. 2014-10-01 [PMID: 24224513] (Human)



### **Novus Biologicals USA**

10730 E. Briarwood Avenue  
Centennial, CO 80112  
USA  
Phone: 303.730.1950  
Toll Free: 1.888.506.6887  
Fax: 303.730.1966  
nb-customerservice@bio-techne.com

### **Bio-Techne Canada**

21 Canmotor Ave  
Toronto, ON M8Z 4E6  
Canada  
Phone: 905.827.6400  
Toll Free: 855.668.8722  
Fax: 905.827.6402  
canada.inquires@bio-techne.com

### **Bio-Techne Ltd**

19 Barton Lane  
Abingdon Science Park  
Abingdon, OX14 3NB, United Kingdom  
Phone: (44) (0) 1235 529449  
Free Phone: 0800 37 34 15  
Fax: (44) (0) 1235 533420  
info.EMEA@bio-techne.com

### **General Contact Information**

www.novusbio.com  
Technical Support: nb-technical@bio-techne.com  
Orders: nb-customerservice@bio-techne.com  
General: novus@novusbio.com

### **Products Related to H00000489-M01**

---

HAF007	Goat anti-Mouse IgG Secondary Antibody [HRP]
NB720-B	Rabbit anti-Mouse IgG (H+L) Secondary Antibody [Biotin]
NBP1-96981-0.5mg	Mouse IgG2a Kappa Isotype Control (M2AK)
NBP1-87054PEP	SERCA3 ATPase Recombinant Protein Antigen

---

### **Limitations**

This product is for research use only and is not approved for use in humans or in clinical diagnosis. Primary Antibodies are guaranteed for 1 year from date of receipt.

For more information on our 100% guarantee, please visit [www.novusbio.com/guarantee](http://www.novusbio.com/guarantee)

Earn gift cards/discounts by submitting a review: [www.novusbio.com/reviews/submit/H00000489-M01](http://www.novusbio.com/reviews/submit/H00000489-M01)

Earn gift cards/discounts by submitting a publication using this product:  
[www.novusbio.com/publications](http://www.novusbio.com/publications)

