

# Product Datasheet

## RERE Antibody (2F2) - Azide and BSA Free H00000473-M06

Unit Size: 0.1 mg

Aliquot and store at -20C or -80C. Avoid freeze-thaw cycles.

[www.novusbio.com](http://www.novusbio.com)



[technical@novusbio.com](mailto:technical@novusbio.com)

### Publications: 1

Protocols, Publications, Related Products, Reviews, Research Tools and Images at:  
[www.novusbio.com/H00000473-M06](http://www.novusbio.com/H00000473-M06)

Updated 2/21/2025 v.20.1

Earn rewards for product  
reviews and publications.

Submit a publication at [www.novusbio.com/publications](http://www.novusbio.com/publications)

Submit a review at [www.novusbio.com/reviews/destination/H00000473-M06](http://www.novusbio.com/reviews/destination/H00000473-M06)



**H00000473-M06**

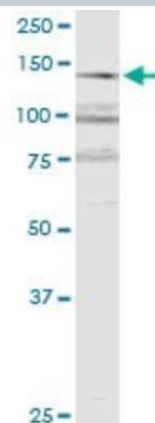
RERE Antibody (2F2) - Azide and BSA Free

Product Information	
<b>Unit Size</b>	0.1 mg
<b>Concentration</b>	Concentrations vary lot to lot. See vial label for concentration. If unlisted please contact technical services.
<b>Storage</b>	Aliquot and store at -20C or -80C. Avoid freeze-thaw cycles.
<b>Clonality</b>	Monoclonal
<b>Clone</b>	2F2
<b>Preservative</b>	No Preservative
<b>Isotype</b>	IgG2a Kappa
<b>Purity</b>	IgG purified
<b>Buffer</b>	In 1x PBS, pH 7.4
Product Description	
<b>Description</b>	Quality control test: Antibody Reactive Against Recombinant Protein.
<b>Host</b>	Mouse
<b>Gene ID</b>	473
<b>Gene Symbol</b>	RERE
<b>Species</b>	Human
<b>Specificity/Sensitivity</b>	This product is specific for Human RERE monoclonal antibody (M06), clone 2F2 [Gene ID: 473].
<b>Immunogen</b>	RERE (NP_036234.2, 85 a.a. ~ 193 a.a) partial recombinant protein with GST tag. MW of the GST tag alone is 26 KDa. RYERTDTGEITSYITEDDVVYRPGDCVYIVCRRPNTYPFICSIQDFKLVHNSQAC CRSPTPALCDPPACSLPVASQPPQHLSEAGRGPVGSKRDLHLLMNVKWYYRQ SEV
<b>Notes</b>	This product is produced by and distributed for Abnova, a company based in Taiwan.
Product Application Details	
<b>Applications</b>	Western Blot, ELISA, Immunocytochemistry/ Immunofluorescence
<b>Recommended Dilutions</b>	Western Blot, ELISA, Immunocytochemistry/ Immunofluorescence

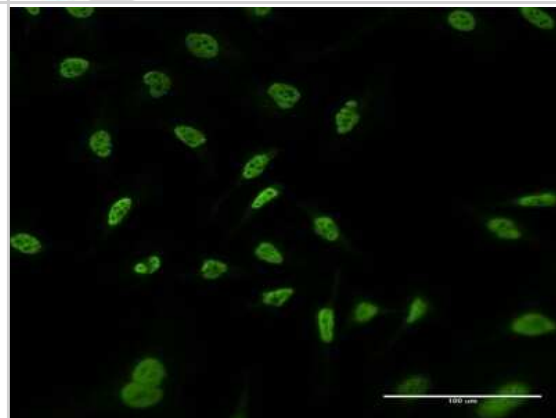


## Images

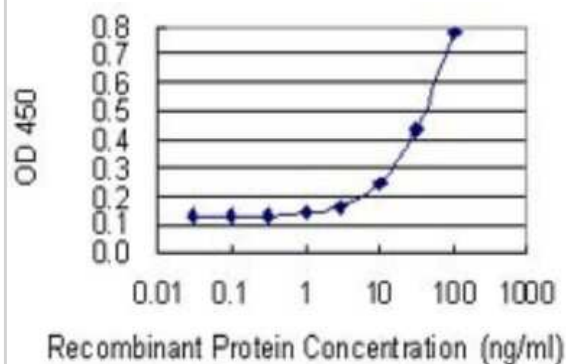
Western Blot: RERE Antibody (2F2) [H00000473-M06] - Analysis of RERE expression in Jurkat.



Immunocytochemistry/Immunofluorescence: RERE Antibody (2F2) [H00000473-M06] - Analysis of monoclonal antibody to RERE on HeLa cell. Antibody concentration 10 ug/ml



ELISA: RERE Antibody (2F2) [H00000473-M06] - Detection limit for recombinant GST tagged RERE is 3 ng/ml as a capture antibody.



## Publications

George A, Lee J, Liu J et al. Zebrafish model of RERE syndrome recapitulates key ophthalmic defects that are rescued by small molecule inhibitor of shh signaling *Developmental dynamics* : an official publication of the American Association of Anatomists 2022-12-28 [PMID: 36576487]



### **Novus Biologicals USA**

10730 E. Briarwood Avenue  
Centennial, CO 80112  
USA  
Phone: 303.730.1950  
Toll Free: 1.888.506.6887  
Fax: 303.730.1966  
nb-customerservice@bio-techne.com

### **Bio-Techne Canada**

21 Canmotor Ave  
Toronto, ON M8Z 4E6  
Canada  
Phone: 905.827.6400  
Toll Free: 855.668.8722  
Fax: 905.827.6402  
canada.inquires@bio-techne.com

### **Bio-Techne Ltd**

19 Barton Lane  
Abingdon Science Park  
Abingdon, OX14 3NB, United Kingdom  
Phone: (44) (0) 1235 529449  
Free Phone: 0800 37 34 15  
Fax: (44) (0) 1235 533420  
info.EMEA@bio-techne.com

### **General Contact Information**

www.novusbio.com  
Technical Support: nb-technical@bio-techne.com  
Orders: nb-customerservice@bio-techne.com  
General: novus@novusbio.com

### **Products Related to H00000473-M06**

---

HAF007	Goat anti-Mouse IgG Secondary Antibody [HRP]
NB720-B	Rabbit anti-Mouse IgG (H+L) Secondary Antibody [Biotin]
NBP1-96981-0.5mg	Mouse IgG2a Kappa Isotype Control (M2AK)
NBP1-88838PEP	RERE Recombinant Protein Antigen

---

### **Limitations**

This product is for research use only and is not approved for use in humans or in clinical diagnosis. Primary Antibodies are guaranteed for 1 year from date of receipt.

For more information on our 100% guarantee, please visit [www.novusbio.com/guarantee](http://www.novusbio.com/guarantee)

Earn gift cards/discounts by submitting a review: [www.novusbio.com/reviews/submit/H00000473-M06](http://www.novusbio.com/reviews/submit/H00000473-M06)

Earn gift cards/discounts by submitting a publication using this product:  
[www.novusbio.com/publications](http://www.novusbio.com/publications)

