

Product Datasheet

ASAH1 Antibody (1A7) - Azide and BSA Free H00000427-M02

Unit Size: 0.1 mg

Aliquot and store at -20C or -80C. Avoid freeze-thaw cycles.

www.novusbio.com



technical@novusbio.com

Protocols, Publications, Related Products, Reviews, Research Tools and Images at:
www.novusbio.com/H00000427-M02

Updated 2/21/2025 v.20.1

Earn rewards for product
reviews and publications.

Submit a publication at www.novusbio.com/publications

Submit a review at www.novusbio.com/reviews/destination/H00000427-M02



H00000427-M02

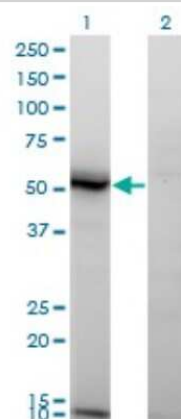
ASAH1 Antibody (1A7) - Azide and BSA Free

Product Information	
Unit Size	0.1 mg
Concentration	Concentrations vary lot to lot. See vial label for concentration. If unlisted please contact technical services.
Storage	Aliquot and store at -20C or -80C. Avoid freeze-thaw cycles.
Clonality	Monoclonal
Clone	1A7
Preservative	No Preservative
Isotype	IgG3 Kappa
Purity	IgG purified
Buffer	In 1x PBS, pH 7.4
Product Description	
Description	Quality control test: Antibody Reactive Against Recombinant Protein.
Host	Mouse
Gene ID	427
Gene Symbol	ASAH1
Species	Human
Specificity/Sensitivity	ASAH1 - N-acylsphingosine amidohydrolase (acid ceramidase) 1 (1A7)
Immunogen	ASAH1 (NP_808592, 25 a.a. ~ 124 a.a) partial recombinant protein with GST tag. MW of the GST tag alone is 26 KDa. PPWTEDCRKSTYPPSGPTYRGAVPWYTINLDLPPYKRWHELMMLDKAPMLKVIV NSLKNMINTFVPSGKVMQVVDEKLPGLLGNFPGPFEEEMKGIAAVTD
Notes	This product is produced by and distributed for Abnova, a company based in Taiwan.
Product Application Details	
Applications	Western Blot, ELISA, Immunohistochemistry, Immunohistochemistry-Paraffin
Recommended Dilutions	Western Blot 1:500, ELISA, Immunohistochemistry, Immunohistochemistry-Paraffin
Application Notes	Antibody reactivity against Recombinant Protein with GST tag on ELISA and WB. GST tag alone is used as a negative control. It has been used for IHC-P.

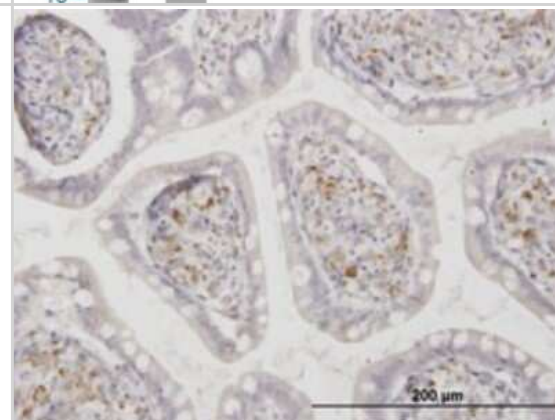


Images

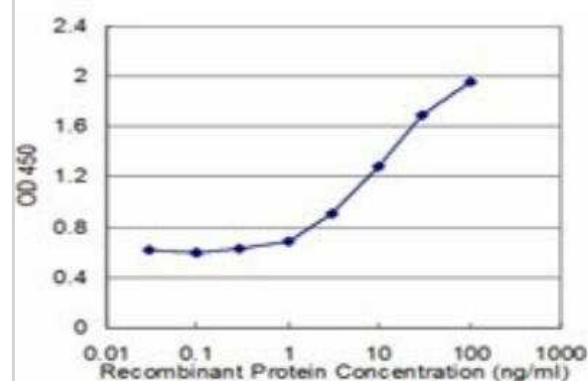
Western Blot: ASAHI Antibody (1A7) [H00000427-M02] - Analysis of ASAHI expression in transfected 293T cell line by ASAHI monoclonal antibody (M02), clone 1A7. Lane 1: ASAHI transfected lysate(45 KDa). Lane 2: Non-transfected lysate.



Immunohistochemistry-Paraffin: ASAHI Antibody (1A7) [H00000427-M02] - Analysis of monoclonal antibody to ASAHI on formalin-fixed paraffin-embedded human small Intestine. Antibody concentration 3 ug/ml.



ELISA: ASAHI Antibody (1A7) [H00000427-M02] - Detection limit for recombinant GST tagged ASAHI is approximately 1ng/ml as a capture antibody.



**Novus Biologicals USA**

10730 E. Briarwood Avenue
Centennial, CO 80112
USA
Phone: 303.730.1950
Toll Free: 1.888.506.6887
Fax: 303.730.1966
nb-customerservice@bio-techne.com

Bio-Techne Canada

21 Canmotor Ave
Toronto, ON M8Z 4E6
Canada
Phone: 905.827.6400
Toll Free: 855.668.8722
Fax: 905.827.6402
canada.inquires@bio-techne.com

Bio-Techne Ltd

19 Barton Lane
Abingdon Science Park
Abingdon, OX14 3NB, United Kingdom
Phone: (44) (0) 1235 529449
Free Phone: 0800 37 34 15
Fax: (44) (0) 1235 533420
info.EMEA@bio-techne.com

General Contact Information

www.novusbio.com
Technical Support: nb-technical@bio-techne.com
Orders: nb-customerservice@bio-techne.com
General: novus@novusbio.com

Products Related to H00000427-M02

HAF007	Goat anti-Mouse IgG Secondary Antibody [HRP]
NB720-B	Rabbit anti-Mouse IgG (H+L) Secondary Antibody [Biotin]
NBP1-96978	Mouse IgG3 Kappa Light Chain Isotype Control (MG3K)
H00000427-Q01-10ug	Recombinant Human ASAH1 GST (N-Term) Protein

Limitations

This product is for research use only and is not approved for use in humans or in clinical diagnosis. Primary Antibodies are guaranteed for 1 year from date of receipt.

For more information on our 100% guarantee, please visit www.novusbio.com/guarantee

Earn gift cards/discounts by submitting a review: www.novusbio.com/reviews/submit/H00000427-M02

Earn gift cards/discounts by submitting a publication using this product:
www.novusbio.com/publications

