

Product Datasheet

AKT2 Antibody (X1) - Azide and BSA Free H00000208-M06

Unit Size: 0.1 mg

Aliquot and store at -20C or -80C. Avoid freeze-thaw cycles.

www.novusbio.com



technical@novusbio.com

Protocols, Publications, Related Products, Reviews, Research Tools and Images at:
www.novusbio.com/H00000208-M06

Updated 2/21/2025 v.20.1

Earn rewards for product
reviews and publications.

Submit a publication at www.novusbio.com/publications

Submit a review at www.novusbio.com/reviews/destination/H00000208-M06




H00000208-M06

AKT2 Antibody (X1) - Azide and BSA Free

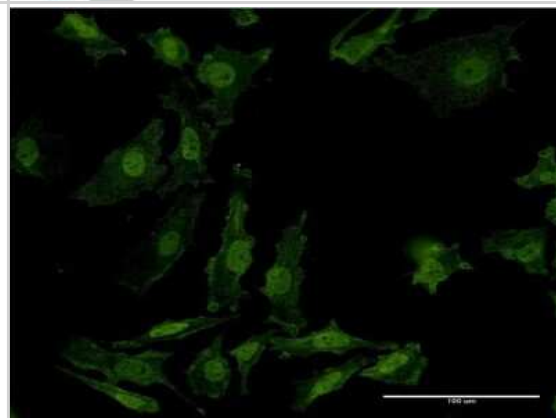
Product Information	
Unit Size	0.1 mg
Concentration	Concentrations vary lot to lot. See vial label for concentration. If unlisted please contact technical services.
Storage	Aliquot and store at -20C or -80C. Avoid freeze-thaw cycles.
Clonality	Monoclonal
Clone	X1
Preservative	No Preservative
Isotype	IgG1 Kappa
Purity	IgG purified
Buffer	In 1x PBS, pH 7.4
Product Description	
Description	Quality control test: Antibody Reactive Against Recombinant Protein.
Host	Mouse
Gene ID	208
Gene Symbol	AKT2
Species	Human, Mouse, Rat
Reactivity Notes	Please note that this antibody is reactive to Mouse and derived from the same host, Mouse. Additional Mouse on Mouse blocking steps may be required for IHC and ICC experiments. Please contact Technical Support for more information.
Immunogen	AKT2 (AAA58364, 100 a.a. ~ 189 a.a) partial recombinant protein with GST tag. MW of the GST tag alone is 26 KDa. MRAIQMVANSLKQRAPGEDPMDYKCGSPSDSSTTEEMEVAVSKARAKVTMN DFDYLKLLGKGTFGKVILVREKATGRYYAMKILRKEVII
Notes	This product is produced by and distributed for Abnova, a company based in Taiwan.
Product Application Details	
Applications	Western Blot, ELISA, Immunocytochemistry/ Immunofluorescence, Immunohistochemistry, Immunohistochemistry-Paraffin
Recommended Dilutions	Western Blot, ELISA, Immunohistochemistry, Immunocytochemistry/ Immunofluorescence, Immunohistochemistry-Paraffin
Application Notes	This antibody is useful for ELISA, WB, IF and IHC-P.

Images

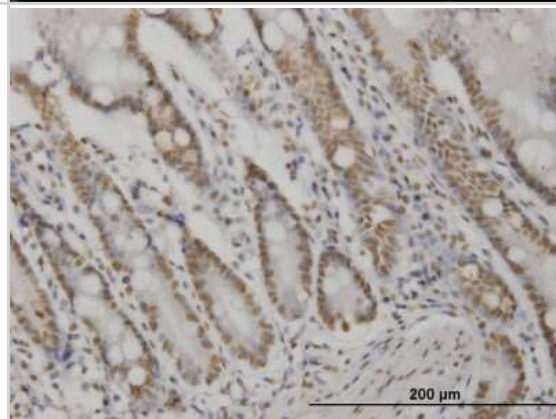
Western Blot: AKT2 Antibody (X1) [H00000208-M06] - Analysis of AKT2 expression in Jurkat (Cat # L017V1).




Immunocytochemistry/Immunofluorescence: AKT2 Antibody (X1) [H00000208-M06] - Analysis of monoclonal antibody to AKT2 on HeLa cell. Antibody concentration 10 ug/ml




Immunohistochemistry-Paraffin: AKT2 Antibody (X1) [H00000208-M06] - Analysis of monoclonal antibody to AKT2 on formalin-fixed paraffin-embedded human small Intestine. Antibody concentration 3 ug/ml




Western Blot: AKT2 Antibody (X1) [H00000208-M06] - Analysis of AKT2 expression in PC-12 (Cat # L012V1).



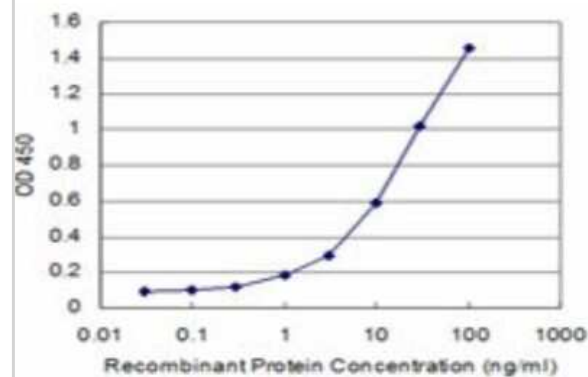
Western Blot: AKT2 Antibody (X1) [H00000208-M06] - Analysis of AKT2 expression in Raw 264.7 (Cat # L024V1).



Western Blot: AKT2 Antibody (X1) [H00000208-M06] - Analysis of AKT2 expression in NIH/3T3 (Cat # L018V1).



ELISA: AKT2 Antibody (X1) [H00000208-M06] - Detection limit for recombinant GST tagged AKT2 is approximately 1ng/ml as a capture antibody.





Novus Biologicals USA

10730 E. Briarwood Avenue
Centennial, CO 80112
USA
Phone: 303.730.1950
Toll Free: 1.888.506.6887
Fax: 303.730.1966
nb-customerservice@bio-techne.com

Bio-Techne Canada

21 Canmotor Ave
Toronto, ON M8Z 4E6
Canada
Phone: 905.827.6400
Toll Free: 855.668.8722
Fax: 905.827.6402
canada.inquires@bio-techne.com

Bio-Techne Ltd

19 Barton Lane
Abingdon Science Park
Abingdon, OX14 3NB, United Kingdom
Phone: (44) (0) 1235 529449
Free Phone: 0800 37 34 15
Fax: (44) (0) 1235 533420
info.EMEA@bio-techne.com

General Contact Information

www.novusbio.com
Technical Support: nb-technical@bio-techne.com
Orders: nb-customerservice@bio-techne.com
General: novus@novusbio.com

Products Related to H00000208-M06

HAF007	Goat anti-Mouse IgG Secondary Antibody [HRP]
NB720-B	Rabbit anti-Mouse IgG (H+L) Secondary Antibody [Biotin]
NBP1-43319-0.5mg	Mouse IgG1 Kappa Isotype Control (P3.6.2.8.1)
NBP2-55812PEP	AKT2 Recombinant Protein Antigen

Limitations

This product is for research use only and is not approved for use in humans or in clinical diagnosis. Primary Antibodies are guaranteed for 1 year from date of receipt.

For more information on our 100% guarantee, please visit www.novusbio.com/guarantee

Earn gift cards/discounts by submitting a review: www.novusbio.com/reviews/submit/H00000208-M06

Earn gift cards/discounts by submitting a publication using this product:
www.novusbio.com/publications

