

Product Datasheet

VECTASHIELD(R) Antifade Mounting Medium H-1000-NB

Unit Size: 10 ml

Store at 4C in the dark.

www.novusbio.com



technical@novusbio.com

Publications: 4

Protocols, Publications, Related Products, Reviews, Research Tools and Images at:
www.novusbio.com/H-1000-NB

Updated 6/25/2024 v.20.1

Earn rewards for product
reviews and publications.

Submit a publication at www.novusbio.com/publications

Submit a review at www.novusbio.com/reviews/destination/H-1000-NB

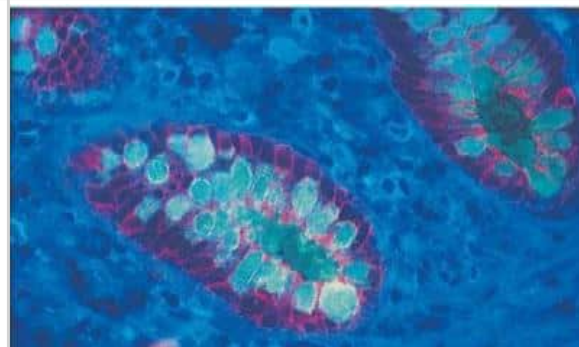


H-1000-NB**VECTASHIELD(R) Antifade Mounting Medium**

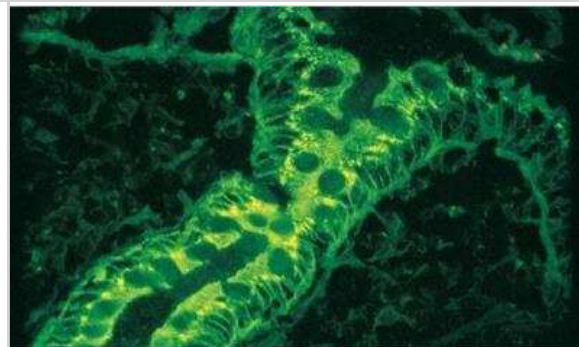
Product Information	
Unit Size	10 ml
Concentration	Please see the protocols for proper use of this product. If no protocol is available, contact technical services for assistance.
Storage	Store at 4C in the dark.
Product Description	
Description	<p>VECTASHIELD Antifade Mounting Medium is a unique, stable formula for preserving fluorescence. VECTASHIELD Mounting Medium prevents rapid photobleaching of fluorescent proteins and fluorescent dyes.</p> <p>Features:</p> <p>Inhibits photobleaching of fluorescent dyes and fluorescent proteins Ideal refractive index (1.45) Ready-to-use No warming necessary Can be stored without sealing for long term analysis Non-hardening formulation No counterstain</p> <p>The original VECTASHIELD Mounting Medium does not solidify, but remains a liquid on the slide and can be stored without sealing. If desired, coverslips can be sealed around the perimeter with nail polish or a plastic sealant. Mounted slides should be stored at 4C, protected from light.</p> <p>VECTASHIELD Mounting Media are compatible with a wide array of fluorochromes, enzymatic substrates, and fluorescent proteins.</p>
Notes	This product is manufactured by Vector Laboratories and distributed by Novus Biologicals.
Product Application Details	
Applications	Immunocytochemistry/ Immunofluorescence, In-situ Hybridization, Cellular Imaging, Super-Resolution Microscopy
Recommended Dilutions	Immunocytochemistry/ Immunofluorescence, In-situ Hybridization, Cellular Imaging, Super-Resolution Microscopy
Application Notes	The refractive index for VECTASHIELD Mounting Medium is 1.45.

Images


Immunohistochemistry: VECTASHIELD(R) Antifade Mounting Medium [H-1000-NB] - Multiple labeling of colon with Fluorescein (green), Texas Red(R) (red), and AMCA (blue) mounted with VECTASHIELD Mounting Medium.




Immunohistochemistry: VECTASHIELD(R) Antifade Mounting Medium [H-1000-NB] - Colon stained with fluorescein labeled Amaranthus caudatus lectin mounted with VECTASHIELD Mounting Medium.



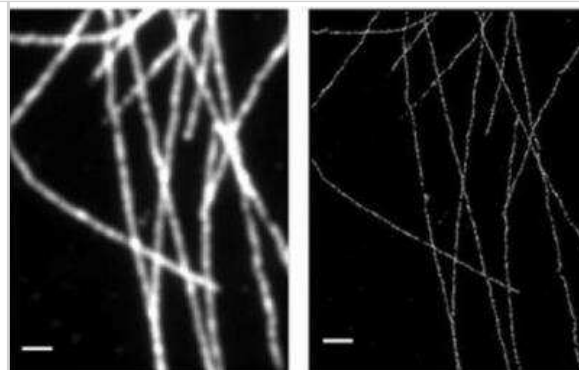
Immunofluorescence: VECTASHIELD(R) Antifade Mounting Medium [H-1000-NB] - STORM imaging of Alexa Fluor 647 stained microtubules in VECTASHIELD Mounting Medium. (Image kindly supplied by Dr. Nicolas Olivier, King's College, London UK.)




Immunofluorescence: VECTASHIELD(R) Antifade Mounting Medium [H-1000-NB] - STORM imaging of Alexa Fluor 647 stained microtubules in VECTASHIELD Mounting Medium. (Image kindly supplied by Dr. Nicolas Olivier, King's College, London UK.)




Immunofluorescence: VECTASHIELD(R) Antifade Mounting Medium [H-1000-NB] - STORM imaging of Alexa Fluor 647 stained microtubules in VECTASHIELD Mounting Medium. (Image kindly supplied by Dr. Nicolas Olivier, King's College, London UK.)



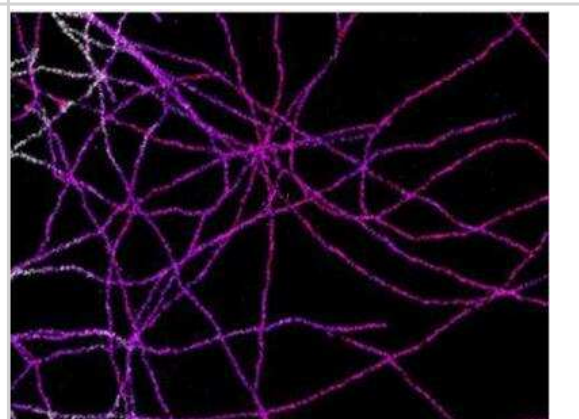
Immunofluorescence: VECTASHIELD(R) Antifade Mounting Medium [H-1000-NB] - STORM imaging of Alexa Fluor 647 stained microtubules in VECTASHIELD Mounting Medium. (Image kindly supplied by Dr. Nicolas Olivier, King's College, London UK.)



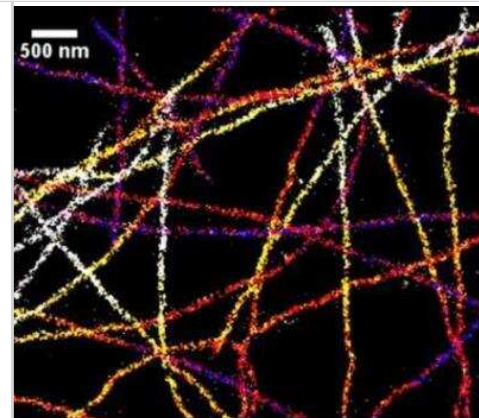
Immunofluorescence: VECTASHIELD(R) Antifade Mounting Medium [H-1000-NB] - STORM imaging of Alexa Fluor 647 stained microtubules in VECTASHIELD Mounting Medium. (Image kindly supplied by Dr. Nicolas Olivier, King's College, London UK.)



Immunofluorescence: VECTASHIELD(R) Antifade Mounting Medium [H-1000-NB] - 3D STORM imaging of Alexa Fluor 647 stained microtubules in a VECTASHIELD Mounting Medium/TRIS-Glycerol mixture. (Image kindly supplied by Dr. Nicolas Olivier, King's College, London UK.)



Immunofluorescence: VECTASHIELD(R) Antifade Mounting Medium [H-1000-NB] - 3D STORM imaging of Alexa Fluor 647 stained microtubules in a VECTASHIELD Mounting Medium/TRIS-Glycerol mixture. (Image kindly supplied by Dr. Nicolas Olivier, King's College, London UK.)



Publications

Gungi A, Saha S, Pal M, Galande S H4K20me1 plays a dual role in transcriptional regulation of regeneration and axis patterning in Hydra Life science alliance 2023-05-01 [PMID: 36944423]

Xu D, Zhong LT, Cheng HY et al. Overexpressing NeuroD1 reprograms Muller cells into various types of retinal neurons Neural regeneration research 2023-05-01 [PMID: 36255002]

Choi EH, Suh S, Foik AT et al. In vivo base editing rescues cone photoreceptors in a mouse model of early-onset inherited retinal degeneration Nature communications 2022-04-05 [PMID: 35383196] (IF/IHC)

Cao T, Guo J, Xu Y et al. Two mutations in TUBB8 cause developmental arrest in human oocytes and early embryos Reproductive biomedicine online 2021-08-06 [PMID: 34509376] (ICC/IF)



Novus Biologicals USA

10730 E. Briarwood Avenue
Centennial, CO 80112
USA
Phone: 303.730.1950
Toll Free: 1.888.506.6887
Fax: 303.730.1966
nb-customerservice@bio-techne.com

Bio-Techne Canada

21 Canmotor Ave
Toronto, ON M8Z 4E6
Canada
Phone: 905.827.6400
Toll Free: 855.668.8722
Fax: 905.827.6402
canada.inquires@bio-techne.com

Bio-Techne Ltd

19 Barton Lane
Abingdon Science Park
Abingdon, OX14 3NB, United Kingdom
Phone: (44) (0) 1235 529449
Free Phone: 0800 37 34 15
Fax: (44) (0) 1235 533420
info.EMEA@bio-techne.com

General Contact Information

www.novusbio.com
Technical Support: nb-technical@bio-techne.com
Orders: nb-customerservice@bio-techne.com
General: novus@novusbio.com

Limitations

This product is for research use only and is not approved for use in humans or in clinical diagnosis. Support products are guaranteed for 6 months from date of receipt.

For more information on our 100% guarantee, please visit www.novusbio.com/guarantee

Earn gift cards/discounts by submitting a review: www.novusbio.com/reviews/submit/H-1000-NB

Earn gift cards/discounts by submitting a publication using this product:
www.novusbio.com/publications

