

Product Datasheet

Chikungunya Virus Antibody (E26C4) - Azide and BSA Free DDX9102P-100

Unit Size: 0.1 mg

Store at -20C. Avoid freeze-thaw cycles.

www.novusbio.com



technical@novusbio.com

Publications: 1

Protocols, Publications, Related Products, Reviews, Research Tools and Images at:
www.novusbio.com/DDX9102P-100

Updated 2/21/2025 v.20.1

Earn rewards for product
reviews and publications.

Submit a publication at www.novusbio.com/publications

Submit a review at www.novusbio.com/reviews/destination/DDX9102P-100



DDX9102P-100

Chikungunya Virus Antibody (E26C4) - Azide and BSA Free

Product Information	
Unit Size	0.1 mg
Concentration	0.5 mg/ml
Storage	Store at -20C. Avoid freeze-thaw cycles.
Clonality	Monoclonal
Clone	E26C4
Preservative	No Preservative
Isotype	IgG1 Kappa
Purity	Ion exchange chromatography
Buffer	Tris-NaCl (pH 8.0)

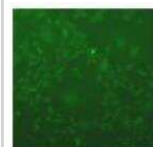
Product Description	
Host	Human
Species	Virus
Reactivity Notes	Human, Virus
Immunogen	Chikungunya virus was used as immunogen.
Notes	This product is manufactured by Eurobio Scientific (formerly Dendritics) and distributed by Novus Biologicals.

Product Application Details	
Applications	Immunocytochemistry/ Immunofluorescence, Block/Neutralize, Chromatin Immunoprecipitation (ChIP), Neutralization
Recommended Dilutions	Immunocytochemistry/ Immunofluorescence 1:10-1:2000, Neutralization, Chromatin Immunoprecipitation (ChIP), Block/Neutralize

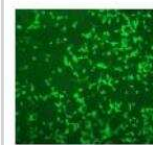


Images

Chromatin Immunoprecipitation: Chikungunya virus Antibody (E26C4) [DDX9102P-100] - Immunofluorescent staining of VERO cells with E26C4

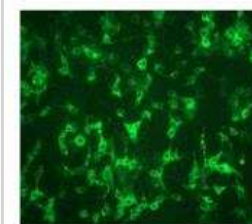


Control

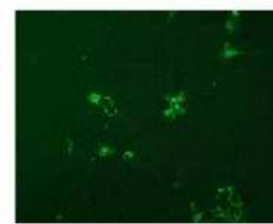


CHIKV-infected

Neutralization: Chikungunya virus Antibody (E26C4) [DDX9102P-100] - Seroneutralization activity of E26C4 on CHIKV-infected VERO cells



isotype control



E26C4 clone

Neutralization: Chikungunya virus Antibody (E26C4) [DDX9102P-100] - Neutralizing activity against several Chikungunya virus strains, Ross River virus, and ONyong Nyong virus.

clones	Seroneutralization of virus strains				
	CHIK virus strains			Other viruses	
	OPY1	OPY4	OPY6	ROSS	ONNV
E04C1	-	+	-	-	-
E10B7	-	-	-	-	-
E18C3	-	-	-	-	-
E26D9	++	++	++	++	++
E26C4	+	+	+	+	+
E26G8	-	+	+	+	-
E26D4	-	-	-	-	-
E18E6	-	-	+	-	-

Publications

Warter L et al. Chikungunya virus envelope-specific human monoclonal antibodies with broad neutralization potency. J Immunol 2011-03-01 [PMID: 21278338]



Novus Biologicals USA

10730 E. Briarwood Avenue
Centennial, CO 80112
USA
Phone: 303.730.1950
Toll Free: 1.888.506.6887
Fax: 303.730.1966
nb-customerservice@bio-techne.com

Bio-Techne Canada

21 Canmotor Ave
Toronto, ON M8Z 4E6
Canada
Phone: 905.827.6400
Toll Free: 855.668.8722
Fax: 905.827.6402
canada.inquires@bio-techne.com

Bio-Techne Ltd

19 Barton Lane
Abingdon Science Park
Abingdon, OX14 3NB, United Kingdom
Phone: (44) (0) 1235 529449
Free Phone: 0800 37 34 15
Fax: (44) (0) 1235 533420
info.EMEA@bio-techne.com

General Contact Information

www.novusbio.com
Technical Support: nb-technical@bio-techne.com
Orders: nb-customerservice@bio-techne.com
General: novus@novusbio.com

Products Related to DDX9102P-100

G-102-C	Goat anti-Human IgG Secondary Antibody [Unconjugated]
NB7446	Goat anti-Human IgG Fc Secondary Antibody
NBP3-06872-0.1mg	Human IgG1 Kappa Isotype Control

Limitations

This product is for research use only and is not approved for use in humans or in clinical diagnosis. Primary Antibodies are guaranteed for 1 year from date of receipt.

For more information on our 100% guarantee, please visit www.novusbio.com/guarantee

Earn gift cards/discounts by submitting a review: www.novusbio.com/reviews/submit/DDX9102P-100

Earn gift cards/discounts by submitting a publication using this product:
www.novusbio.com/publications

