

Product Datasheet

TLR8 Antibody (303F1.14) - Azide and BSA Free DDX0480P-100

Unit Size: 0.1 mg

Store at -20C. Avoid freeze-thaw cycles.

www.novusbio.com



technical@novusbio.com

Publications: 3

Protocols, Publications, Related Products, Reviews, Research Tools and Images at:
www.novusbio.com/DDX0480P-100

Updated 2/21/2025 v.20.1

Earn rewards for product
reviews and publications.

Submit a publication at www.novusbio.com/publications

Submit a review at www.novusbio.com/reviews/destination/DDX0480P-100



DDX0480P-100

TLR8 Antibody (303F1.14) - Azide and BSA Free

Product Information

Unit Size	0.1 mg
Concentration	0.5 mg/ml
Storage	Store at -20C. Avoid freeze-thaw cycles.
Clonality	Monoclonal
Clone	303F1.14
Preservative	No Preservative
Isotype	IgG2a
Purity	Ion exchange chromatography
Buffer	Tris-NaCl (pH 8.0)

Product Description

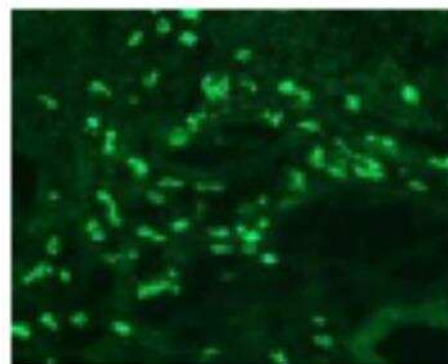
Host	Mouse
Gene ID	51311
Gene Symbol	TLR8
Species	Human
Immunogen	TLR8/CD288 was used as immunogen.
Notes	This product is manufactured by Eurobio Scientific (formerly Dendritics) and distributed by Novus Biologicals.

Product Application Details

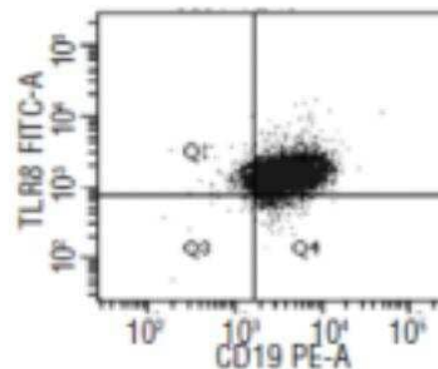
Applications	Western Blot, Flow Cytometry, Immunocytochemistry/ Immunofluorescence, Immunohistochemistry, Immunohistochemistry-Frozen
Recommended Dilutions	Western Blot 1:100-1:2000, Flow Cytometry 1:10-1:1000, Immunohistochemistry 1:10-1:500, Immunocytochemistry/ Immunofluorescence, Immunohistochemistry-Frozen 1:10-1:500

Images

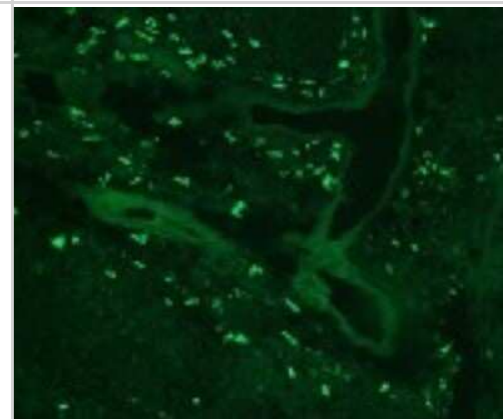
Immunohistochemistry-Frozen: TLR8 Antibody (303F1.14) [DDX0480P-100] - IF staining of human tonsil cryosection with 303F1-A488



Flow Cytometry: TLR8 Antibody (303F1.14) [DDX0480P-100] - TLR8 expression on B-CLL (Arvaniti E et al, 2011)



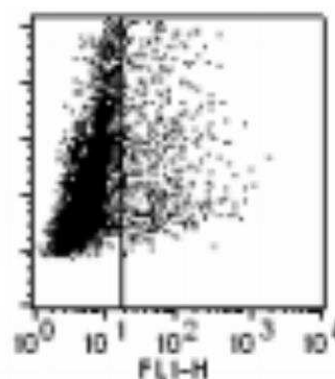
Immunohistochemistry-Frozen: TLR8 Antibody (303F1.14) [DDX0480P-100] - Analysis using the Alexa Fluor (R) 488 conjugate of DDX0480P-100. Staining of human tonsil frozen section.



Immunohistochemistry: TLR8 Antibody (303F1.14) [DDX0480P-100] - IHC staining of moDCs (GMCSF+IL4 day6) with 303F1



Flow Cytometry: TLR8 Antibody (303F1.14) [DDX0480P-100] - Facs staining of TLR8- transfected 293T cells with 303F1



Publications

Todt JC et al. Smoking decreases the response of human lung macrophages to double-stranded RNA by reducing TLR3 expression. *Respir Res* 2013-03-09 [PMID: 23497334]

Itoh H et al. UNC93B1 physically associates with human TLR8 and regulates TLR8-mediated signaling. *PLoS One* 2011-01-01 [PMID: 22164301]

Arvaniti E et al. Toll-like receptor signaling pathway in chronic lymphocytic leukemia: distinct gene expression profiles of potential pathogenic significance in specific subsets of patients. *Haematologica* 2011-11-01 [PMID: 21750087]





Novus Biologicals USA

10730 E. Briarwood Avenue
Centennial, CO 80112
USA
Phone: 303.730.1950
Toll Free: 1.888.506.6887
Fax: 303.730.1966
nb-customerservice@bio-techne.com

Bio-Techne Canada

21 Canmotor Ave
Toronto, ON M8Z 4E6
Canada
Phone: 905.827.6400
Toll Free: 855.668.8722
Fax: 905.827.6402
canada.inquires@bio-techne.com

Bio-Techne Ltd

19 Barton Lane
Abingdon Science Park
Abingdon, OX14 3NB, United Kingdom
Phone: (44) (0) 1235 529449
Free Phone: 0800 37 34 15
Fax: (44) (0) 1235 533420
info.EMEA@bio-techne.com

General Contact Information

www.novusbio.com
Technical Support: nb-technical@bio-techne.com
Orders: nb-customerservice@bio-techne.com
General: novus@novusbio.com

Products Related to DDX0480P-100

NBP2-26231-5mg	Imidazoquinoline Resiquimod (R-848), TLR7 and TLR8 ligand
HAF007	Goat anti-Mouse IgG Secondary Antibody [HRP]
NB720-B	Rabbit anti-Mouse IgG (H+L) Secondary Antibody [Biotin]
NBP1-96778	Mouse IgG2a Isotype Control (M2A)

Limitations

This product is for research use only and is not approved for use in humans or in clinical diagnosis. Primary Antibodies are guaranteed for 1 year from date of receipt.

For more information on our 100% guarantee, please visit www.novusbio.com/guarantee

Earn gift cards/discounts by submitting a review: www.novusbio.com/reviews/submit/DDX0480P-100

Earn gift cards/discounts by submitting a publication using this product:
www.novusbio.com/publications

