

Product Datasheet

CCL20/MIP-3 alpha Antibody (319F6.06) - Azide and BSA Free DDX0430P-100

Unit Size: 0.1 mg

Store at -20C. Avoid freeze-thaw cycles.

www.novusbio.com



technical@novusbio.com

Publications: 4

Protocols, Publications, Related Products, Reviews, Research Tools and Images at:
www.novusbio.com/DDX0430P-100

Updated 2/21/2025 v.20.1

Earn rewards for product reviews and publications.

Submit a publication at www.novusbio.com/publications

Submit a review at www.novusbio.com/reviews/destination/DDX0430P-100



DDX0430P-100

CCL20/MIP-3 alpha Antibody (319F6.06) - Azide and BSA Free

Product Information	
Unit Size	0.1 mg
Concentration	0.5 mg/ml
Storage	Store at -20C. Avoid freeze-thaw cycles.
Clonality	Monoclonal
Clone	319F6.06
Preservative	No Preservative
Isotype	IgG2b
Purity	Ion exchange chromatography
Buffer	Tris-NaCl (pH 8.0)

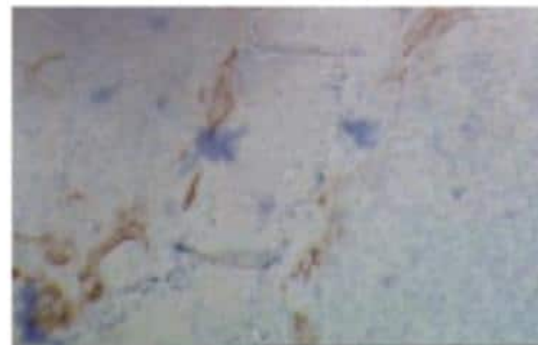
Product Description	
Host	Mouse
Gene ID	6364
Gene Symbol	CCL20
Species	Human, Primate
Reactivity Notes	Human, Macaque
Immunogen	MIP-3 Alpha/CCL20 was used as immunogen.
Notes	This product is manufactured by Eurobio Scientific (formerly Dendritics) and distributed by Novus Biologicals.

Product Application Details	
Applications	ELISA, Immunohistochemistry, Immunohistochemistry-Frozen, Immunohistochemistry-Paraffin, Block/Neutralize
Recommended Dilutions	ELISA 1:100-1:2000, Immunohistochemistry 1:10-1:500, Immunohistochemistry-Paraffin, Immunohistochemistry-Frozen 1:10-1:500, Block/Neutralize

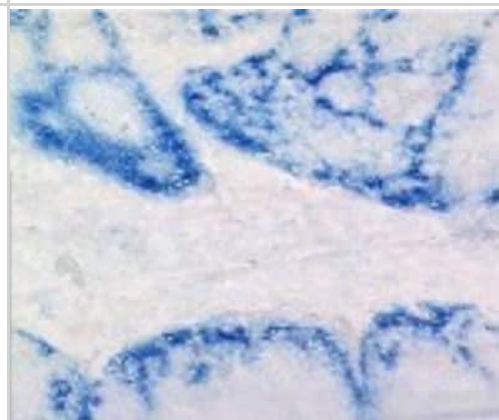


Images

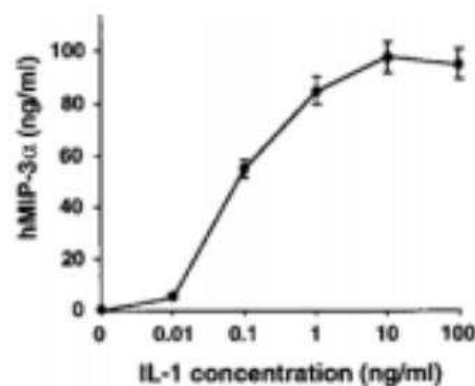
Immunohistochemistry: CCL20/MIP-3 alpha Antibody (319F6.06) [DDX0430P-100] - IHC staining of human frozen skin with 319F6



Immunohistochemistry: CCL20/MIP-3 alpha Antibody (319F6.06) [DDX0430P-100] - Staining of human tonsil frozen section.



ELISA: CCL20/MIP-3 alpha Antibody (319F6.06) [DDX0430P-100] - MIP3a production measured by Elisa (319F6/206D9):renal carcinoma cell line (CHA) were activated by increasing doses of IL1(beta).



Publications

Li Q et al. Glycerol monolaurate prevents mucosal SIV transmission. *Nature* 2009-04-23 [PMID: 19262509]

Movassagh M et al. Selective accumulation of mature DC-Lamp+ dendritic cells in tumor sites is associated with efficient T-cell-mediated antitumor response and control of metastatic dissemination in melanoma. *Cancer Res* 2004-03-15 [PMID: 15026362]

Dieu-Nosjean MC et al. Macrophage inflammatory protein 3alpha is expressed at inflamed epithelial surfaces and is the most potent chemokine known in attracting Langerhans cell precursors. *J Exp Med* 2000-09-04 [PMID: 10974036]

Homey B, Dieu-Nosjean MC, Wiesenborn A et al. Up-regulation of macrophage inflammatory protein-3 alpha/CCL20 and CC chemokine receptor 6 in psoriasis. *J Immunol* 2000-06-15 [PMID: 10843722]



Novus Biologicals USA

10730 E. Briarwood Avenue
Centennial, CO 80112
USA
Phone: 303.730.1950
Toll Free: 1.888.506.6887
Fax: 303.730.1966
nb-customerservice@bio-techne.com

Bio-Techne Canada

21 Canmotor Ave
Toronto, ON M8Z 4E6
Canada
Phone: 905.827.6400
Toll Free: 855.668.8722
Fax: 905.827.6402
canada.inquires@bio-techne.com

Bio-Techne Ltd

19 Barton Lane
Abingdon Science Park
Abingdon, OX14 3NB, United Kingdom
Phone: (44) (0) 1235 529449
Free Phone: 0800 37 34 15
Fax: (44) (0) 1235 533420
info.EMEA@bio-techne.com

General Contact Information

www.novusbio.com
Technical Support: nb-technical@bio-techne.com
Orders: nb-customerservice@bio-techne.com
General: novus@novusbio.com

Products Related to DDX0430P-100

HAF007	Goat anti-Mouse IgG Secondary Antibody [HRP]
NB720-B	Rabbit anti-Mouse IgG (H+L) Secondary Antibody [Biotin]
NBP2-27231	Mouse IgG2b Isotype Control (MPC-11)
NBP2-35025-5ug	Recombinant Human CCL20/MIP-3 alpha Protein

Limitations

This product is for research use only and is not approved for use in humans or in clinical diagnosis. Primary Antibodies are guaranteed for 1 year from date of receipt.

For more information on our 100% guarantee, please visit www.novusbio.com/guarantee

Earn gift cards/discounts by submitting a review: www.novusbio.com/reviews/submit/DDX0430P-100

Earn gift cards/discounts by submitting a publication using this product:
www.novusbio.com/publications

