

# Product Datasheet

## IRAK4 Antibody (6F8) - Azide and BSA Free DDX0340P-100

Unit Size: 0.1 mg

Store at -20C. Avoid freeze-thaw cycles.

[www.novusbio.com](http://www.novusbio.com)



[technical@novusbio.com](mailto:technical@novusbio.com)

Protocols, Publications, Related Products, Reviews, Research Tools and Images at:  
[www.novusbio.com/DDX0340P-100](http://www.novusbio.com/DDX0340P-100)

Updated 2/21/2025 v.20.1

Earn rewards for product  
reviews and publications.

Submit a publication at [www.novusbio.com/publications](http://www.novusbio.com/publications)

Submit a review at [www.novusbio.com/reviews/destination/DDX0340P-100](http://www.novusbio.com/reviews/destination/DDX0340P-100)



**DDX0340P-100**

IRAK4 Antibody (6F8) - Azide and BSA Free

Product Information	
Unit Size	0.1 mg
Concentration	0.5 mg/ml
Storage	Store at -20C. Avoid freeze-thaw cycles.
Clonality	Monoclonal
Clone	6F8
Preservative	No Preservative
Isotype	IgG1
Purity	Ion exchange chromatography
Buffer	Tris-NaCl (pH 8.0)

Product Description	
Host	Mouse
Gene ID	51135
Gene Symbol	IRAK4
Species	Human, Canine
Reactivity Notes	Human, Canine
Immunogen	IRAK-4 was used as immunogen.
Notes	This product is manufactured by Eurobio Scientific (formerly Dendritics) and distributed by Novus Biologicals.

Product Application Details	
Applications	Western Blot, Flow Cytometry, Flow (Intracellular), Immunocytochemistry/ Immunofluorescence, Immunohistochemistry, Immunohistochemistry-Frozen, Immunohistochemistry-Paraffin
Recommended Dilutions	Western Blot 1:100-1:2000, Flow Cytometry 1:10-1:1000, Immunohistochemistry 1:10-1:500, Immunocytochemistry/ Immunofluorescence 1:10-1:500, Immunohistochemistry-Paraffin 1:10-1:500, Immunohistochemistry-Frozen 1:10-1:500, Flow (Intracellular)

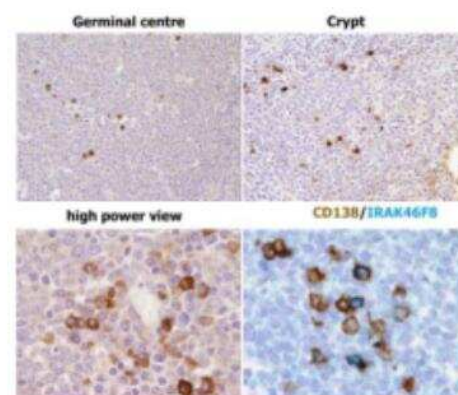


## Images

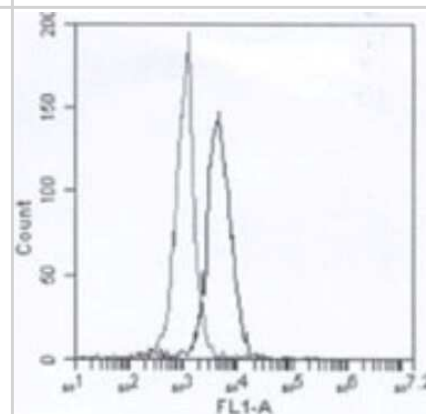
Western Blot: IRAK4 Antibody (6F8) [DDX0340P-100] - Western Blot with 6F8 (Innateplatform, CLARA, Lyon)



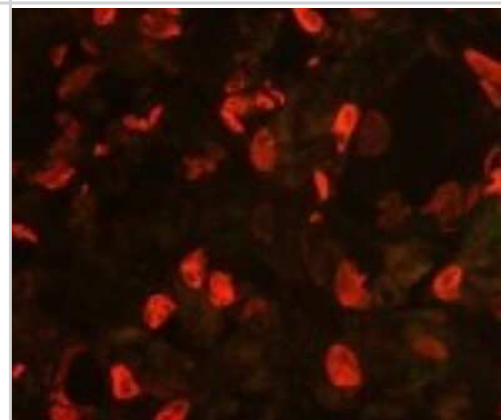
Immunohistochemistry: IRAK4 Antibody (6F8) [DDX0340P-100] - IHC staining of human FFPE tonsil section (Vermi William courtesy)



Flow Cytometry: IRAK4 Antibody (6F8) [DDX0340P-100] - Intracellular FACS Staining of canine cell line with 6F8 (Bonnetfont C, personal comm, 2011).



Immunohistochemistry: IRAK4 Antibody (6F8) [DDX0340P-100] - Analysis of human tonsil with 6F8 (DDX0340)





### **Novus Biologicals USA**

10730 E. Briarwood Avenue  
Centennial, CO 80112  
USA  
Phone: 303.730.1950  
Toll Free: 1.888.506.6887  
Fax: 303.730.1966  
nb-customerservice@bio-techne.com

### **Bio-Techne Canada**

21 Canmotor Ave  
Toronto, ON M8Z 4E6  
Canada  
Phone: 905.827.6400  
Toll Free: 855.668.8722  
Fax: 905.827.6402  
canada.inquires@bio-techne.com

### **Bio-Techne Ltd**

19 Barton Lane  
Abingdon Science Park  
Abingdon, OX14 3NB, United Kingdom  
Phone: (44) (0) 1235 529449  
Free Phone: 0800 37 34 15  
Fax: (44) (0) 1235 533420  
info.EMEA@bio-techne.com

### **General Contact Information**

[www.novusbio.com](http://www.novusbio.com)  
Technical Support: nb-technical@bio-techne.com  
Orders: nb-customerservice@bio-techne.com  
General: novus@novusbio.com

### **Products Related to DDX0340P-100**

HAF007	Goat anti-Mouse IgG Secondary Antibody [HRP]
NB720-B	Rabbit anti-Mouse IgG (H+L) Secondary Antibody [Biotin]
NBP1-97005-0.5mg	Mouse IgG1 Isotype Control (MG1)
H00051135-P01-10ug	Recombinant Human IRAK4 GST (N-Term) Protein

### **Limitations**

This product is for research use only and is not approved for use in humans or in clinical diagnosis. Primary Antibodies are guaranteed for 1 year from date of receipt.

For more information on our 100% guarantee, please visit [www.novusbio.com/guarantee](http://www.novusbio.com/guarantee)

Earn gift cards/discounts by submitting a review: [www.novusbio.com/reviews/submit/DDX0340P-100](http://www.novusbio.com/reviews/submit/DDX0340P-100)

Earn gift cards/discounts by submitting a publication using this product:  
[www.novusbio.com/publications](http://www.novusbio.com/publications)

